

**BOARD OF SUPERVISORS FOR THE  
UNIVERSITY OF LOUISIANA SYSTEM**

**FINANCE COMMITTEE**

**December 5, 2019**

**Item H.1.**     **Grambling State University's** request for approval of a Memorandum of Understanding with Bossier Parish Community College for Consideration of Reduced Tuition.

**EXECUTIVE SUMMARY**

Grambling State University is requesting approval to enter into a Memorandum of Understanding with Bossier Parish Community College to provide higher education opportunities to the citizens of north Louisiana and beyond. Bossier Parish Community College employees must hold certain higher education credentials for SACSCOC.

Bossier Parish Community College employees meeting the eligibility requirements may participate and register for up to six credit hours per term in undergraduate courses at a rate of \$25.00 per credit hour or up to six credit hours per term in graduate courses at a rate of \$50.00 per credit hour.

**RECOMMENDATION**

It is recommended that the following resolution be adopted:

***NOW, THEREFORE, BE IT RESOLVED***, that the Board of Supervisors for the University of Louisiana System hereby approves Grambling State University's request for approval of a Memorandum of Understanding with Bossier Parish Community College for Consideration of Reduced Tuition.



H 1

Office of the President

November 5, 2019

**MEMORANDUM TO THE BOARD OF SUPERVISORS OF THE  
UNIVERSITY OF LOUISIANA SYSTEM**

**SUBJECT: REQUEST FOR APPROVAL OF A MEMORANDUM OF  
UNDERSTANDING FOR CONSIDERATION OF REDUCED TUITION BETWEEN  
GRAMBLING STATE UNIVERSITY AND BOSSIER PARISH COMMUNITY  
COLLEGE**

Grambling State University respectfully requests approval to enter into a memorandum of understanding with Bossier Parish Community College (BPCC).

Your favorable consideration of this request would be greatly appreciated.

Sincerely,

Richard J. Gallot, Jr., JD  
President

RJG:ks

Attachment

**GRAMBLING STATE UNIVERSITY  
AND  
BOSSIER PARISH COMMUNITY COLLEGE**

**Memorandum of Understanding for Consideration of Reduced Tuition**

**BACKGROUND:** GRAMBLING STATE UNIVERSITY (GSU) and BOSSIER PARISH COMMUNITY COLLEGE (BPCC) provide higher education opportunities to the citizens of north Louisiana and beyond. Further, to meet SACSCOC accreditation criteria, BPCC employees must hold certain higher education credentials; and, GSU offers educational programs that BPCC employees may complete in order to meet SACSCOC requirements. Therefore, GSU seeks to assist BPCC in its efforts to maintain SACSCOC accreditation by providing certain tuition waiver benefits to qualified BPCC employees who wish to enroll at GSU.

The following will apply to the Memorandum of Understanding (MOU):

1. Full-time faculty and staff of BPCC may enroll at Grambling State University for undergraduate or graduate courses at a reduced tuition rate plus certain applicable fees.
2. The following conditions apply to BPCC employees enrolling at GSU:
  - a. The BPCC employee must be employed on a full-time basis at BPCC.
  - b. The BPCC employee must submit an application for admission to GSU and pay the appropriate application fee.
  - c. The BPCC employee will be subject to normal admission requirements for enrollment in the GSU program.
  - d. The BPCC employee will adhere to GSU policies and procedures.
  - e. Enrollment at GSU requires an approved MOU between the GSU President and the Chancellor of BPCC.
  - f. BPCC employees may register for up to six (6) hours per semester (including the summer term) at a reduced rate of \$25.00 per credit hour, not to exceed \$75.00 for any three (3) credit hour undergraduate course.
  - g. BPCC employees may register for up to six (6) hours per semester (including the summer term) at a reduced rate of \$50.00, not to exceed \$150.00 for any three (3) credit hour graduate course.
  - h. BPCC employees may register for a maximum of six (6) credit hours (either undergraduate, graduate, or a combination of undergraduate and graduate) per semester (including the summer term).
  - i. BPCC employees will be assessed certain fees that are not waived, such as the academic excellence fee, operational fee, technology fee, online fee, and energy surcharge fee. As they are implemented, the BPCC employees may also be assessed new mandatory fees that are not eligible for waiver.
  - j. The MOU applies only to courses for which regular tuition and fees are assessed, including on-campus courses, extension courses, and online courses.
3. The effective date of this MOU is November 1, 2019.
4. This MOU may be reviewed periodically for renewal.

---

Dr. Rick Gallot, President  
Grambling State University

---

Dr. Rick Bateman, Jr., Chancellor  
Bossier Parish Community College

---

Date

---

Date

**Bossier Parish Community College**  
**Reduced Tuition Application for Grambling State University Enrollment**

Through a Memorandum of Understanding between Grambling State University (GSU) and Bossier Parish Community College (BPCC), the following applies to BPCC employees seeking reduced tuition:

- The employee must be employed full-time at BPCC.
- The employee may register at GSU for up to six credit hours per semester (including the summer term) at a reduced tuition rate of \$25.00 per credit hour for undergraduate courses and \$50.00 per credit hour for graduate courses. These rates apply only to courses for which regular tuition and fees are assessed.
- The employee may be assessed certain fees that are not waived, such as academic excellence fee, operational fee, technology fee, energy surcharge fee, online fee, or other fees.

Semester/Term \_\_\_\_\_ Academic Year \_\_\_\_\_

Name \_\_\_\_\_ BPCC ID/SSN \_\_\_\_\_ Full-Time \_\_\_\_\_

Rank or Title \_\_\_\_\_ Department \_\_\_\_\_

Are you seeking a degree at GSU? \_\_\_\_\_ YES \_\_\_\_\_ NO

If yes, indicate degree/major \_\_\_\_\_

If no, what credential/certification are you pursuing? \_\_\_\_\_

Course Section	Credit Hours	Course Applicable to Degree/Credential?
_____	_____	_____
_____	_____	_____

Approved:

\_\_\_\_\_  
Lesa Taylor-Dupree: Vice Chancellor for Academic Affairs  
Bossier Parish Community College

\_\_\_\_\_  
Date

\_\_\_\_\_  
Dr. Connie Walton: Provost & Vice Chancellor for Academic Affairs  
Grambling State University

\_\_\_\_\_  
Date

**BOARD OF SUPERVISORS FOR THE  
UNIVERSITY OF LOUISIANA SYSTEM**

**FINANCE COMMITTEE**

**December 5, 2019**

**Item H.2. University of Louisiana at Lafayette's** request for approval to seek matching funds from the Louisiana Board of Regents for three Endowed Superior Graduate Student Scholarships.

**EXECUTIVE SUMMARY**

In 1989, the Louisiana Legislature created the Louisiana Education Quality Support Fund (LEQSF), referred to as "8g," which provides for multiple \$40,000 grants to be awarded upon receipt of \$60,000 in private donations for the establishment of Superior Graduate Scholarships. The law further requires that the appropriate management board authorize the establishment of such endowed professorships and endowed chairs prior to submission to the Board of Regents for matching funds.

University of Louisiana at Lafayette requests approval to establish the following Endowed Superior Graduate Student Scholarships:

- a) Fanny Edith Winn Educational Trust/BORSF Endowed Superior Graduate Student Scholarship in Earth and Energy Science I
- b) Fanny Edith Winn Educational Trust/BORSF Endowed Superior Graduate Student Scholarship in Earth and Energy Science II
- c) Fanny Edith Winn Educational Trust/BORSF Endowed Superior Graduate Student Scholarship in Earth and Energy Science III

The endowments will be used to benefit student recipients in the form of scholarship, fellowships, and/or experiential opportunities, including internships, externships, conference travel, and field work.

**RECOMMENDATION**

It is recommended that the following resolution be adopted:

***NOW, THEREFORE, BE IT RESOLVED***, that the Board of Supervisors for the University of Louisiana System hereby approves University of Louisiana at Lafayette's request for approval to seek matching funds from the Louisiana Board of Regents for three Endowed Superior Graduate Student Scholarships.



*University of Louisiana at Lafayette*

OFFICE OF THE PRESIDENT

P. O. Drawer 41008  
Lafayette, LA 70504-1008  
(337) 482-6203  
Fax: (337) 482-5914  
e-mail: [president@louisiana.edu](mailto:president@louisiana.edu)

November 7, 2019

*Université des Acadiens*

H2

Dr. James B. Henderson  
President  
University of Louisiana System  
1201 North Third Street, Suite 7-300  
Baton Rouge, LA 70802

Dear Dr. Henderson:

This is to request approval of the Fanny Edith Winn Educational Trust / BORSF Endowed Superior Graduate Student Scholarship in Earth and Energy Science II. A copy of the proposal is attached.

Please place this item on the agenda for consideration at the December 2019 meeting of the Board of Supervisors.

Sincerely,

A handwritten signature in blue ink, appearing to be "E. Joseph Savoie", written over a horizontal line.

E. Joseph Savoie  
President

svc

Attachment

**The Graduate School**

University of Louisiana at Lafayette

Institutional Contact: Mary Farmer-Kaiser, Dean of the Graduate School

337.482.6965 | [mary.farmer-kaiser@louisiana.edu](mailto:mary.farmer-kaiser@louisiana.edu)

**RECEIVED**

NOV 15 2019

Office of the President



Board of Regents Support Fund Endowed Superior  
Graduate Student Scholarships Subprogram,  
FISCAL YEAR 2019-2020 PROPOSAL SUMMARIES



**The Graduate School**

P.O. Box 44610  
Lafayette, LA 70504  
Office: (337) 482-6965  
Fax: (337) 482-1333  
Email: GradSchool@louisiana.edu

*Université des Acadiens*

November 1, 2019

The University of Louisiana at Lafayette requests UL System approval for the establishment of the following Board of Regents Support Fund Endowed Superior Graduate Student Scholarships, which will be submitted for BoRSF consideration in the 2019-2020 Fiscal Year funding cycle.

- Fanny Edith Winn Educational Trust / BoRSF Endowed Superior Graduate Student Scholarship in Earth and Energy Science II
- Fanny Edith Winn Educational Trust / BoRSF Endowed Superior Graduate Student Scholarship in Earth and Energy Science II
- Fanny Edith Winn Educational Trust / BoRSF Endowed Superior Graduate Student Scholarship in Earth and Energy Science III

The University seeks to establish endowed graduate student scholarships at the level of \$100,000 each, funded by a non-state donation of \$60,000 from the donors identified here, and a \$40,000 Board of Regents Support Fund match. In each instance, the endowed scholarship will be used to offer supplemental support to a full-time graduate student in the graduate programs identified and, thus, shall assist in the recruitment and retention of superior graduate student candidates to these graduate programs. By encouraging full-time enrollment and supplementing graduate assistantship funding, these scholarships will enable their recipients to engage in more wide-ranging research and professional opportunities. They will provide scholarship support and/or additional funds to facilitate the recipient's participation in professional travel, including that for research and/or conferences, and other professional development opportunities.

Proposals previously approved by the UL Board of Supervisors that will be revised and resubmitted include:

- Ellen Coussan Coffin / BoRSF Endowed Superior Graduate Student Scholarship in Biology V
- Construction Specifications Institute (CSI) Acadiana Chapter / BoRSF Endowed Superior Graduate Student Scholarship in Architecture
- F. Stan Hardee, Jr. / BoRSF Endowed Superior Graduate Student Scholarship in Business Administration
- Claire M. Moss / BoRSF Endowed Superior Graduate Student Scholarship in Music
- Fern N. Moss / BoRSF Endowed Superior Graduate Student Scholarship in Health Sciences
- J. C. Moss / BoRSF Endowed Superior Graduate Student Scholarship in Business Administration
- John W. and Bonnie Sarver and Julie S. Boucher / BoRSF Endowed Superior Graduate Student Scholarship in Business Administration

Respectfully submitted,

Mary Farmer-Kaiser, Ph.D.  
Dean of the Graduate School



## Fanny Edith Winn Educational Trust / BoRSF Endowed Superior Graduate Student Scholarships in Earth and Energy Sciences I-III

### QUALIFICATIONS

The Graduate School at the University of Louisiana at Lafayette shall ensure that the *Fanny Edith Winn Educational Trust BoRSF Endowed Superior Graduate Student Scholarships in Earth and Energy Sciences I-III* shall be awarded to a graduate student who demonstrates strong promise of excellence in his or her graduate studies and research. Recipients shall be required to meet or exceed the following base qualifications.

- Admission in regular admission status to the Ph.D. Earth and Energy Sciences degree program.
- Regular admission status for Ph.D. degree programs requires: a baccalaureate degree from an accredited institution; minimum cumulative undergraduate GPA of no less than 3.0 (on a 4.0 scale) and, if graduate coursework has been pursued, a minimum cumulative graduate GPA of no less than 3.3 (on a 4.0 scale); satisfactory official GRE scores; three letters of reference that attest to the applicant's capacity for graduate studies; submission of a statement of interest and career objectives that emphasizes research experience; and, if an international applicant, satisfactory demonstration of English proficiency.

### STANDARDS OF PERFORMANCE

The Graduate School at the University of Louisiana at Lafayette shall ensure that the following standards of performance are met by the recipient throughout the duration of his or her award.

- The recipient shall remain in good academic standing with a graduate cumulative GPA of 3.0 and no less than a grade of "B" in all graduate coursework.
- During the Fall and Spring semesters, the recipient shall be enrolled as a full-time graduate student in at least 9 credit hours applicable to the degree being sought. During the summer session, enrollment shall not be required.
- Annually and no later than each Spring commencement, the recipient shall provide a letter of appreciation to the donor that describes his or her career goals, progress toward degree, and academic or professional experiential opportunities (e.g., internships, externships, conference or research travel, or field experiences) to be supported by scholarship funds. This annual letter shall not be required only under the following circumstances: (1) the donor is deceased, (2) the donor has requested in writing to the University Foundation or Graduate school no contact; and/or (3) despite a good faith effort, the donor's contact information could not be located.

The recipient shall not be permitted to hold the scholarship longer than the duration of the degree program in which he or she is enrolled and as is specified above.

In addition to scholarship funds generated by the endowment, the recipient may receive support from one or more other sources, including other scholarships, fellowships, and graduate assistantships.

### **INSTITUTIONAL COMMITMENTS TO SCHOLARSHIP RECIPIENT**

The University of Louisiana at Lafayette shall provide to the scholarship recipient a graduate assistantship or University fellowship including an academic-year stipend and tuition/fee support that waives all tuition and all fees excluding the Student Technology fee, the Records and Evaluation fee, Masterplan Assessment Program fee, required Health Insurance and Service fees, the Graduate Student Organization fee, Graduate School Enhancement fee, and other fees.

### **ANNUAL REPORTING**

The Graduate School, the Ray P. Authement College of Sciences, and the University will, once formally approved, publicize the availability of scholarship and recognize each new scholarship recipient. Annual reports to the donor will be made on the status of the scholarship and the academic progress of the current recipient by the Graduate School. Annual reports to the donor will also be made concerning the financial status of the endowed fund (current market value of the endowment and the amount allocated for expenditure in the most recently completed fiscal year) by the UL Lafayette Foundation. Finally, and as required by the Board of Regents, the University shall submit a single report specifying the name and status (graduated, still in progress, leave of absence, dropped, etc.) of each current and past student recipient of the scholarship and the amount of funds provided to each recipient.

### **DONOR PROFILE**

Fanny Edith Winn's parents moved from Kentucky to Jefferson Davis Parish, Louisiana, where they acquired a 1,000 acre rice farm. Upon Mr. Winn's death in the late 1930's, with her brothers showing no interest in farming, Edith Winn assumed control of the family farm, and as a single woman operated the farm until her death in the late 1980's. Edith Winn became a legend in Southwest Louisiana for her ability in the 1940's and 1950's, as a single woman, to manage, oversee and operate a farm. Local legend was that she kept a shotgun behind her door, as she lived alone in the country.

It was Fanny Edith Winn's wish that the legacy of the Winn Farm should be preserved and the property remain as a single farming unit, with revenue from the property to be used for charitable purposes. To accomplish this and provide a meaningful remembrance for the Winn family, Fanny Edith Winn, in her Last Will and Testament, created the Fanny Edith Winn Educational Trust with a mandate to her trustees that they provide revenue from the property for scholarships and contributions to Southwest Louisiana universities to provide education for the children of Southwest Louisiana.

**BOARD OF SUPERVISORS FOR THE  
UNIVERSITY OF LOUISIANA SYSTEM**

**FINANCE COMMITTEE**

**December 5, 2019**

**Item H.3.**      **University of Louisiana at Monroe's** request for approval to seek matching funds from the Louisiana Board of Regents for four Endowed Superior Graduate Student Scholarships.

**EXECUTIVE SUMMARY**

In 1989, the Louisiana Legislature created the Louisiana Education Quality Support Fund (LEQSF), referred to as "8g," which provides for multiple \$40,000 grants to be awarded upon receipt of \$60,000 in private donations for the establishment of Superior Graduate Scholarships. The law further requires that the appropriate management board authorize the establishment of such endowed professorships and endowed chairs prior to submission to the Board of Regents for matching funds.

University of Louisiana at Monroe requests approval to establish the following Endowed Superior Graduate Student Scholarships:

- a) Bill and Marsha Bourn SGS in Pharmacy
- b) LA Independent Pharmacy Assn SGS in Pharmacy
- c) Lawrence Alton & Elizabeth Ann Robinson SGS in Healthcare Education
- d) Michael C. Echols SGS Endowment (MBA)

The endowments will be used to benefit student recipients in the form of scholarship, fellowships, and/or experiential opportunities, including internships, externships, conference travel, and field work.

**RECOMMENDATION**

It is recommended that the following resolution be adopted:

***NOW, THEREFORE, BE IT RESOLVED,*** that the Board of Supervisors for the University of Louisiana System hereby approves University of Louisiana at Monroe's request for approval to seek matching funds from the Louisiana Board of Regents for four Endowed Superior Graduate Student Scholarships.



## Office of the President

University Library 632 | 700 University Avenue | Monroe, LA 71209

P 318.342.1010 | F 318.342.1019

November 4, 2019

H3

Dr. James B. Henderson, President  
University of Louisiana System  
1201 North Street, Suite 7-300  
Baton Rouge, LA 70802

Dear Dr. Henderson:

The University of Louisiana Monroe (ULM) respectfully requests that the University of Louisiana System Board of Supervisors approve the attached proposals for matching funds from the Louisiana Board of Regent's Support Fund:

1. Kim Sledge Endowed Chair in Risk Management and Insurance
2. Bill and Marsha Bourn SGS in Pharmacy ✓
3. LA Independent Pharmacy Assn SGS in Pharmacy
4. Lawrence Alton & Elizabeth Ann Robinson SGS in Healthcare Education
5. Michael C. Echols SGS Endowment (MBA)

Each of these proposals support initiatives that directly impact our mission and the needs of our region.

Attached are copies of the proposals. After approval, we ask that you forward them to the Louisiana Board of Regents for their consideration.

Sincerely,

Nick J. Bruno, Ph.D.  
President

Enclosure

# #TAKEFLIGHT

**Proposal to the Louisiana Board of Regents  
To Qualify for LEQSF Matching Funds  
For Bill and Marsha Bourn Endowed Pharmacy Superior Graduate Scholarship  
College of Pharmacy  
University of Louisiana Monroe, Monroe, Louisiana**

**Introduction:**

The scholarship has been named the Bill and Marsha Bourn Endowed Pharmacy Superior Graduate Scholarship initiated by Kenneth and Ann Wilson graduates of the College of Pharmacy 1984 and 1985 along with other friends and alumni in honor of Bill and Marsha Bourn. Bill and Marsha were married for 53 years. Bill served as Dean for the College of Pharmacy for 17 years, from 1986-2003 and in 1991 he founded the College of Pharmacy's "Dufilho Society," an endowed fund for the support and advancement of the ULM College of Pharmacy. After his retirement, the Bourns remained active in the College of Pharmacy. Marsha passed unexpectedly in October 2017, but Bill continues to remain a strong presence within the College. The purpose of the Bill and Marsha Bourn Endowed Pharmacy Superior Graduate Scholarship is to facilitate the recruitment and retention of high-quality Doctor of Pharmacy students in the College of Pharmacy.

**Profile of the Doctor of Pharmacy (PharmD) program:**

The ULM College of Pharmacy (COP) was established in 1956, and since that time has maintained and grown in its reputation as a well-respected institution for both professional and graduate pharmaceutical education in the South. The education offered at ULM equips our students with the tools necessary to be prepared for and be successful in the constantly changing field of health care. Although an applicant must meet the requirements for admission to the University of Louisiana Monroe, typical applicants selected for admission into the Doctor

of Pharmacy Program show performance significantly higher than the University minimum. To be eligible to apply to our program, applicants must complete approximately two to three years of undergraduate courses (a minimum of 77 semester credit hours), which can be taken at any accredited college or university. In general, pharmacy students currently accepted into the Program have a Pre-Pharmacy GPA of 3.44, a Math/Science GPA of 3.25 and a PCAT of 58 out of possible 100. Once admitted, The University of Louisiana at Monroe College of Pharmacy offers a four-year PharmD. Upon admission to the professional program, students begin three years of classroom, laboratory, and practice instruction at ULM, followed by one year of experiential rotations at locations around the state in which students train in a variety of practice settings. At present, the program is home to 342 pharmacy students. On average 85 to 90 students are admitted in the fall of each year and in the spring of each year 85 to 90 students graduate. Graduates of our programs work across the nation in community and health-system pharmacies, clinical practices, managed care groups, academia, the pharmaceutical industry, and a wide variety of other settings. Students attending ULM receive a challenging and forward-thinking education that combines classroom learning, practical application, and experiential training in our state-of-the-art pharmacy facility located in Monroe, Louisiana.

#### **Data Related to Student Success**

The ULM Doctor of Pharmacy (PharmD) program has been successful in recruitment and retention of outstanding pharmacy students. Students have been recruited through efforts made by the Pharmacy Relations Coordinator presentations to middle schools, high schools and other universities. Many interactive workshops are held on campus to provide students an opportunity to discover exciting and diverse job opportunities, learn about both pre-pharmacy and

professional curriculum, receive detailed information about our application and interview process and experience life as a pharmacy student and a pharmacist. We also use social media, alumni, faculty, and ULM and COP web pages to promote our program.

Table 1 summarizes the number of applications, admissions, graduation, and retention information for the pharmacy program.

**Table 1. Applications Received, Admitted, On-Time and Delayed Graduation, and Withdrew or Dismissed.**

<b>Year</b>	<b>Applications Received</b>	<b>Admitted</b>	<b>On-Time Graduation</b>	<b>Delayed Graduation</b>	<b>Withdrew/ Dismissed</b>
2018	160	84	78	4	1 W/1 D
2017	208	87	81	4	2 W
2016	247	86	81	3	1 W/1 D
2015	232	89	84	5	0
2014	248	88	78	8	2 W

The ULM COP follows the American Council for Pharmacy Education (ACPE) standards for faculty to student ratio of no more than 10 students per 1 faculty member. To achieve this ratio, the program utilizes the support of highly qualified and experienced clinical and basic science faculty. Additionally, enrollment is based on the availability of appropriate clinical sites to allow students quality clinical learning experiences.

During the last decade the Louisiana's funding of higher education has experienced sustained cuts. Therefore, ULM COP must rely more than ever on private funding sources to fulfill our mission of recruiting quality students to our program.

**The Academic, Teaching, Research, and/or Service Environments into which Scholarship Recipients will be integrated**

## **Teaching**

The ULM COP faculty primarily focus on the excellence of teaching. Healthcare continues to evolve. Population growth, rapidly emerging technologies, and public demands for improved healthcare access have underscored the need for team-based care. The University of Louisiana Monroe's PharmD Program knows that the future will demand all health professionals acquire the core competencies of interprofessional education. These competencies include interprofessional teamwork and team-based practice, interprofessional communication, roles and responsibilities in collaborative practice, and values/ethics in collaborative practice.

The School of Clinical Sciences is composed of tenured and non-tenured faculty in the areas of pharmacy practice, drug information, pharmaceutical care and pharmacy administration located on the Monroe, Shreveport and Baton Rouge campuses. The school supports the college's mission by developing pharmacists capable of meeting the diverse health care needs of the people of Louisiana and by serving the profession of pharmacy through a balanced program of education, research, service, and patient care. The School of Basic Pharmaceutical and Toxicological Sciences participates in the teaching mission of the College of Pharmacy at the undergraduate level, both the professional (Pharm.D.) and graduate (Ph.D.) levels, and provides expertise to the interrelated disciplines of pharmaceuticals, medicinal chemistry, natural products chemistry, pharmacology, and clinical, environmental, and industrial toxicology.

## **Research**

Since 2012, the American Association of Colleges of Pharmacy (AACP) has required Schools of Pharmacy in the United States to report extramural research grant funding. Table 2



summarizes the ULM College of Pharmacy's extramural funding each year from 2012 through 2017, as reported to and verified by AACP during those years. Table 2 also provides a summary of Pharmacy Faculty success in obtaining competitive Federal (e.g. National Institutes of Health (NIH)) grant awards.

**Table 2. Extramural Funding for the Faculty in the ULM Graduate Program in Pharmacy.**

<b>Funding Source</b>	<b>2012</b>	<b>2013</b>	<b>2014</b>	<b>2015</b>	<b>2016</b>	<b>2017</b>	<b>Total</b>
NIH Grants	\$463,666	\$688,659	\$558,180	\$876,954	\$783,088	\$391,951	<b>\$3,762,498</b>
Other Fed Grants	\$192,016	\$12,000	\$12,000	\$12,000	0	0	<b>\$228,016</b>
Non Fed Grants	\$320,350	\$12,000	\$12,000	\$134,000	\$234,085	\$134,940	<b>\$847,375</b>
Co-PI Grants	\$0	\$0	\$0	\$185,717	\$83,051	\$50,051	<b>\$318,819</b>
Student Grants	\$205,000	\$235,000	\$215,000	\$188,000	\$206,100	\$150,094	<b>\$1,199,194</b>
<b>Total</b>	<b>\$1,181,032</b>	<b>\$947,659</b>	<b>\$797,180</b>	<b>\$1,396,671</b>	<b>\$1,306,324</b>	<b>\$727,036</b>	<b>\$6,355,802</b>

As stated previously the AACP collects data on the extramural funding of all Colleges of Pharmacy in the United States. AACP then lists each school in terms of regional and national ranking. The Southern region of the United State that includes the States of Alabama, Arkansas, Louisiana, Mississippi, Tennessee and Texas, also includes at least 22 Colleges of Pharmacy. Specifically, the ULM College of Pharmacy is ranked tenth in extramural funding in the Southern region. Nationally, the ULM College of Pharmacy is ranked sixty-first in extramural funding out of a total of 155 Colleges of Pharmacy. Table 3 summarizes the region and national rankings of all the Colleges of Pharmacy in the Southern region. These data clearly demonstrate that all of the Institutions ranked higher than ULM are much larger schools (University of Texas, University

of Mississippi, University of Tennessee, University of Arkansas, Auburn University, etc.). In addition, most of these higher-ranking Universities represent the flagship institutions in their respective States and have total student enrollment many times greater than that of the University of Louisiana Monroe.

**Table 3. AACP 2017 Extramural Research Funding Survey:  
National Ranking of Southern Regional Colleges of Pharmacy**

<b>Regional Ranking</b>	<b>State</b>	<b>University</b>	<b>Location</b>	<b>National Ranking</b>
1	Mississippi	U. Mississippi	Oxford	13
2	Texas	U. Texas Austin	Austin	17
3	Texas	U. Houston	Houston	26
4	Tennessee	U. Tennessee	Memphis	29
5	Arkansas	U. Arkansas	Little Rock	32
6	Texas	Texas Tech U.	Lubbock	60
7	Alabama	Auburn	Auburn	47
8	Texas	Texas South U.	Houston	54
9	Texas	Texas A&M U.	Kingsville	60
10	Louisiana	U. Louisiana at Monroe	Monroe	61
11	Louisiana	Xavier U.	New Orleans	77
12	Tennessee	Lipscomb U.	Nashville	83
13	Alabama	Samford U.	Birmingham	86
14	Texas	U. Incarnate Word	San Antonio	<130
15	Texas	U. Texas Tyler	Tyler	<130
16	Texas	U. North Texas	Fort Worth	<130
17	Texas	Union U.	Jackson	<130
18	Texas	South College	Knoxville	<130
19	Texas	E. Tenn. State U.	Johnson City	<130
20	Tennessee	Belmont U.	Nashville	<130
21	Arkansas	Harding U.	Searcy	<130
22	Mississippi	William Carey U.	Biloxi	<130

Research in the School of Basic Pharmaceutical and Toxicological Sciences crosses disciplinary boundaries, linking bio- and analytical chemistry, cell biology, and anatomy and physiology, in established programs focused on the interaction of chemicals with biological systems. The establishment of collaborative interactions between faculty and Materials Research Scientists in Louisiana, with mutual interests in fundamental atomic and molecular structure, underscores the compatibility of research objectives and strategies between these groups concerning biomaterials characterization, and the significant potential for unique contributions within this emerging scientific niche.

#### **Publications:**

Pharmacy faculty have been extremely productive in publishing their research in high impact, peer-reviewed scientific journals. The ULM College of Pharmacy contains a total of 45 Faculty, and these faculty are actively involved in conducting relevant state-of-the-art research. A summary of research publication productivity between 2012 and 2018, as listed in PubMed.gov, the US National Library of Medicine Information Resource of the National Institutes of Health (NIH) is summarized in Table 4.

**Table 4. Pharmacy Faculty Productivity 2012-2017.**

<b>Academic Year</b>	<b>2012-2013</b>	<b>2013-2014</b>	<b>2014-2015</b>	<b>2015-2016</b>	<b>2016-2017</b>	<b>2017-2018</b>
<b># of Peer-Reviewed Publications</b>	<b>47</b>	<b>53</b>	<b>44</b>	<b>57</b>	<b>51</b>	<b>44</b>

#### **Patents:**

Pharmacy faculty have been very active in obtaining patents resulting from the intellectual property produced by their research activity. In the past 10 years, ULM College of Pharmacy faculty have been awarded a total of nine patents. Furthermore, there are currently six additional patents pending. Since ULM is the owner of this intellectual property, the University can license patents to companies that will help develop these inventions and discoveries into commercial products or services. Ideally, the patent awards described above can be used to develop products and services needed by the public, as well as create jobs, increase government revenues through taxes, and provide additional revenue to the inventor and University through patent licensing fees. A few examples of recent success stories in this area of commercializing intellectual property are listed below.

#### **Examples of Commercialization of Intellectual Property Developed**

- 1. Olive-oil based food supplement to prevent and control breast cancer and Alzheimer's disease:** ULM Pharmacy Researchers together with corporate partner Segue Therapeutics, LLC, have formed a company based on a recently awarded patent. The company will formulate drugs containing oleocanthal, one of the most active therapeutic compounds in olive oil, for use in the treatment of human breast cancer and Alzheimer's disease.
- 2. Vitamin E as a nutritional supplement for breast cancer:** Pharmacy Graduate Faculty and Graduate Students with corporate partner, First Tech International Limited, are developing therapeutic compounds containing a rare form of vitamin E, tocotrienols, for use in the prevention and treatment of breast cancer. ULM was awarded an international patent for the development of semi-synthetic tocotrienol compounds in 2014 and

additional U.S. patents related to the tocotrienol based therapeutic agents in 2010, 2011, 2012, and 2015. Efforts are underway by First Tech International Limited to bring these compounds to the commercial market by extracting tocotrienols from palm or rice bran oil. Since Louisiana is a national leader in the production of rice, rice bran isolated from Louisiana rice could possibly provide a rich resource for the production of tocotrienol-based pharmaceuticals.

### **3. Development of an improved and highly sensitive blood test for the screening of prostate cancer**

Pharmacy faculty and students are collaborating with LifeShare Blood Centers to commercially develop a prostate cancer blood test that can detect low levels of a protein secreted by cancer cells (cancer marker) to detect the presence of prostate cancer. This test is more reliable than the traditional PSA currently used and requires only a smaller blood sample. The new test can detect prostate cancer at a much earlier stage of development than the PSA test. Two US patents have been awarded for this work. Current research is extending the test to a broader population of individuals and experimenting with use of lab-on-a-chip nanotechnology to perform the blood analysis in a system that is more sensitive and less costly than the PSA method.

### **Service**

Faculty and students in the professional pharmacy program are actively involved in community service projects. Each semester, students complete one or more hours of community service activities to address elements of professional development such as problem-solving, collaboration, self-awareness and leadership these constructs are often

considered to be “soft skills”, many of which are related to emotional intelligence. Students complete reflective writings and add them to an electronic portfolio. Students are asked to provide not only narrative comments, but also to discuss how the activity contributed new knowledge or changed their attitudes or behaviors. Faculty and staff facilitators provide feedback to the students on reflective writings and monitor progress toward fulfillment of the program requirements. Students attend two mandatory co-curricular seminars per semester; the concepts introduced in the seminars are further discussed in small groups, which are composed of two students per professional year and facilitated by faculty and staff. To improve consistency, students and faculty are provided with discussion guides prior to seminars and group meetings.

#### **Expected Qualifications of Scholarship Recipients**

The majority of students enrolled in the professional program demonstrated high quality in their previous course work and on an average have Pre-Pharmacy GPA of 3.44, a Math/Science GPA of 3.25 and a PCAT of 58 out of possible 100. Students in the professional program are required to earn a minimum grade of “C” in a professional pharmacy course in order to progress to courses for which they are a prerequisite. This scholarship endowment will be awarded to professional program students who have demonstrated excellence in education as evidenced by outstanding maintaining 3.25 GPA each semester, hold a Bachelor’s of Pharmaceutical Science degree and be enrolled as a full-time student.

#### **Expected Use of Endowment Proceeds**

The expected use of the endowment proceeds is to provide the recipient(s) with financial support to aid them in tuition and fees, purchase of diagnostic equipment required for clinical

rotations, and aid in any research or scholarly activities. It has been estimated that with the \$60,000 Bourn donation and the matching \$40,000 from Louisiana Board of Regents that an endowment of \$100,000 is available, with the potential to yield \$4,000 annually for funding scholarships.

### **Anticipated Workforce Outcomes for Scholarship Recipients**

Pharmacist graduates have a broad range of specialties and training. Graduates from the ULM COP receive employment in a variety of areas including academia, hospital-based practice, ambulatory care practice, and community-based practice. The Doctor of Pharmacy is the minimum requirement for a career in academia. This degree is necessary for a pharmacist to be a principal investigator on research projects and becoming tenured.

The Bureau of Labor Statistics lists the long-term labor forecast for pharmacists as being strong. Pharmacist jobs are expected to grow 5% with an average of 15,000 openings annually. The profession could see growth that exceeds projections as public demands and need the region's need for practitioners are fueled by growing health disparity and lack of access to care. The pharmacy profession is positioning itself to meet this demand. Several states – such as California, Idaho, Washington, Texas, and Oregon – are implementing legislation that will extend prescriptive authority to pharmacists. This trend is growing, and Louisiana is anticipated to implement similar legislation in the near future.

Pharmacist graduates will positively impact the communities where they choose to practice. It is well documented that practitioners in these healthcare fields provide high quality, cost-effective healthcare. Additionally, practitioners in pharmacy often work in underserved communities improving their access to affordable healthcare. When individuals have access to

quality healthcare, expenses are lowered over time. As health prevention efforts utilized by pharmacists are employed, prevention of catastrophic and chronic conditions is a common outcome. The impact of pharmacists upon our communities is of great importance as the medical issues addressed by these practitioners often consume significant healthcare dollars and resources when left unaddressed.

The average entry-level pharmacist can expect to earn \$95,000-\$120,000 annually. Having pharmacists move to and reside within a region improves the financial outlook of a community by robustly adding to the tax base and by increasing the graduates' purchase power for more consumer goods as well as homes.

### **Summary**

In summary, the Bill and Marsha Bourn Endowed Pharmacy Superior Graduate Scholarship will help support qualified students defray a portion of their costs necessary to complete the Doctor of Pharmacy degree. As outlined in this application, these funds will create a significant return on investment and help Louisianans stay healthy for years to come.



**BOARD OF REGENTS SUPPORT FUND  
ENDOWED SUPERIOR GRADUATE STUDENT SCHOLARSHIPS SUBPROGRAM**

**ASSURANCE OF CONSISTENCY WITH INSTITUTIONAL PRIORITIES FORM  
FY 2019-20**

Date: November 4, 2019  
Title of Proposed Endowed Scholarship: Bill and Marsha Bourn Superior Graduate Student Endowed Scholarship in Pharmacy  
Institution: University of Louisiana Monroe  
Priority Area: Business Nursing & Pharmacy  
X Pharmacy Health Sciences Education  
  
Responsible Campus Officer: Albert Ruiz, Vice President for Academic Affairs

\*\*\*\*\*

I hereby assure the Board of Regents, State of Louisiana, that the proposal named above is consistent with institutional priorities, as explained below.

ULM has long prioritized programs to meet workforce demands in the education, business, health sciences, nursing and pharmacy areas. We have also prioritized our Masters of Public Administration (MPA) to support the workforce needs that will occur as aging employees retire from the more than 95,000 public administration jobs in the state.

  
\_\_\_\_\_  
Albert Ruiz, Vice President for Academic Affairs

11/4/2019  
\_\_\_\_\_  
Date



## Vice President for Academic Affairs

University Library 640 | 700 University Avenue | Monroe, LA 71209-0700  
P 318.342.1025

October 30, 2019

Dr. Kim Hunter-Reed, Commissioner of Higher Education  
Louisiana Board of Regents  
1201 North Third Street, Suite 6-200  
Baton Rouge, LA 70802

Dear Dr. Reed:

Pursuant to Louisiana Board of Regents BoRSF Endowed Superior Graduate Student Scholarships Program Policy §VII.B, this letter is being submitted to document that all applications from the University of Louisiana Monroe (ULM) were coordinated and submitted through a single campus office/officer with campus-wide responsibility for graduate programs and/or fellowship management to ensure that institutional priorities are reflected across all proposals presented.

The proposals submitted by ULM for matching funds in the BoRSF Endowed Superior Graduate Student Scholarships Program and their relationship to ULM priorities are shown below. ULM has long prioritized programs to meet workforce demands in the education, business, health sciences, and pharmacy areas. These scholarships will allow ULM to increase the number of well-qualified education leaders throughout the State and improve the educational attainment of all citizens; will meet the workforce needs in the region and state in Business, Nursing, Pharmacy, Health Sciences and Education; will support ULM's initiatives that directly impact our mission and the needs of our region.

Area of Priority	Proposed Superior Graduate Student Scholarship
Business	Michael C. Echols Superior Graduate Student Endowed Scholarship in Business Administration
	Kitty DeGree Superior Graduate Student Endowed Scholarship in Public Administration
Nursing and Pharmacy	Lawrence Alton and Elizabeth Ann Robinson Superior Graduate Student Endowed Scholarship in Healthcare Education (Nursing/Pharmacy)

(continued on Page2)

# #TAKEFLIGHT


ULM is a member of the University of Louisiana System • AA/EOE

Dr. Kim Hunter-Reed  
October 30, 2019  
ULM  
Page 2

Area of Priority	Proposed Superior Graduate Student Scholarship
Pharmacy	Bill and Marsha Bourn Superior Graduate Student Endowed Scholarship in Pharmacy
	Louisiana Independent Pharmacy Associate Superior Graduate Student Scholarship in Pharmacy
Health Sciences	R. D. Castles Superior Graduate Student Endowed Super Fellowship in Marriage & Family Therapy
	Ken and Mary Renwick Superior Graduate Student Endowed Scholarship in Marriage and Family Therapy
Education	Elsie Webb Superior Graduate Student Endowed Super Scholarship in Education

Thank you for your consideration of ULM's request.

Sincerely,



Alberto Ruiz  
Vice President for Academic Affairs

**AFFIDAVIT**

STATE OF LOUISIANA  
PARISH OF OUACHITA

BEFORE ME, the undersigned notary public, duly commissioned and qualified in and for the State and Parish aforesaid, personally came and appeared: Hunter Pierson, a person of the full age of majority appearing herein in his capacity as Vice President of Investment Management Division for Goldman Sachs & Co, LLC, who did depose and state that:

1. Goldman Sachs is a financial institution licensed to do and doing business in the State of Louisiana.
2. The University of Louisiana Monroe Foundation has deposited with Goldman Sachs the sum of \$60,000, which represents funds for the Bill & Marsha Bourn Endowed Pharmacy Superior Graduate Student Scholarship.

R. H. Pierson III

Hunter Pierson  
Vice President Investment Management Division  
Goldman Sachs


Sworn to and subscribed before me in the presence of the undersigned witnesses this 31<sup>st</sup>  
day of October, 2019.

WITNESSES:

[Signature]  
[Signature]

Melina Bradford  
NOTARY

ID # \_\_\_\_\_



## AFFIDAVIT

STATE OF LOUISIANA  
PARISH OF OUACHITA

BEFORE ME, the undersigned Notary Public, duly commissioned and qualified in and for the State and Parish aforesaid, and in the presence of the witnesses hereinafter named and undersigned, personally came and appeared:


**NICK J. BRUNO**, a person of the full age of majority, and a resident of Ouachita Parish, appearing herein in his capacity as President of The University of Louisiana Monroe:

Who did depose and state that:

(1) The University of Louisiana Monroe has established the Bill and Marsha Bourn Endowed Superior Graduate Scholarship, an endowed fund to receive private contributions and matching funds from the State of Louisiana, the income of which shall be used for the exclusive benefit of an endowed scholarship.



(2) The Bill and Marsha Bourn Endowed Superior Graduate Scholarship currently has a balance of **\$60,000**. These funds consist of unrestricted contributions from private sources and income earned by investment of the fund since it was established.


(3) The funds used to establish the Bill and Marsha Bourn Endowed Superior Graduate Scholarship were dedicated to the purposes of the Bill and Marsha Bourn Endowed Superior Graduate Scholarship.

  
\_\_\_\_\_  
Nick J. Bruno  
President, ULM

Sworn to and subscribed before me in the presence of the undersigned witnesses this  
4<sup>th</sup> day of November, 2019.

WITNESSES:

  
\_\_\_\_\_  
Kathy Masters  
  
\_\_\_\_\_  
Sharon W. Brown

  
\_\_\_\_\_  
NOTARY PUBLIC  
Lillian I. Brown  
ID # 16109


BOARD OF REGENTS SUPPORT FUND ENDOWED SUPERIOR GRADUATE  
STUDENT SCHOLARSHIPS SUBPROGRAM

POLICY COMPLIANCE ASSURANCE FORM  
FY 2019-20

Date: September 15, 2019  
Title of Proposed Endowed Bill & Marsha Bourn Endowed Pharmacy Superior  
Scholarship: Graduate Student Scholarship  
Institution: University of Louisiana Monroe  
Campus Head: Nick J. Bruno, Ph.D.

\*\*\*\*\*

I hereby assure the Board of Regents, State of Louisiana, that if Board of Regents Support Fund matching money is provided to complete the endowment for the endowed superior graduate student scholarship proposed above, the University of Louisiana Monroe will continually comply with all requirements of the Endowed Superior Graduate Student Scholarships Subprogram Policy.

  
\_\_\_\_\_  
Nick J. Bruno, President

11-4-19  
\_\_\_\_\_  
Date

Witness Signature: Kathy Masters

Witness Name: Kathy Masters

Witness Signature: Sharon W. Brown

Witness Name: Sharon W. Brown

Notary Seal

\*\*\*\*\*

State of Louisiana, Parish of Ouachita

The foregoing instrument was acknowledged before me this date by the persons listed above.

Notary's Official Signature: Lillian D. Brown #16109 11-4-19  
\_\_\_\_\_  
Date

Commission Expiration: With life



## ULM Foundation

Laird Weems Center | 700 University Avenue | Monroe, LA 71209  
P 318.342.3636

### **The Bill and Marsha Bourn Endowed Pharmacy Superior Graduate Scholarship Account No. (91125 / 94125)**

#### **I. NAME AND PURPOSE:**

The scholarship has been named the *The Bill & Marsha Bourn Endowed Pharmacy Superior Graduate Scholarship* initiated by Kenneth and Ann Wilson along with other friends and alumni in honor of Dean Bourn's legacy to the ULM College of Pharmacy. The purpose is to recruit and retain high-quality Pharm.D. students in the College of Pharmacy.

#### **II. VALUE AND FUNDING:**

This is an endowment and was initially funded with \$25,000 from Kenneth and Ann Wilson in honor of Dr. Bill Bourn. Alumni and friends will be solicited to grow the endowment to \$60,000 before submitting a proposal to the LA State Board of Regents to be matched by \$40,000 to total \$100,000. As an endowment, no expenditures will ever be made from the principal. Annual awards will be based upon the earnings from the endowment and the spending policy established by the University of Louisiana Monroe Foundation. Any unused funding will be carried forward to the following year. Contributions may be added at any time.

Management of the funds will be under the direction of the University of Louisiana Monroe Foundation. Reports on the status of the fund shall be made annually.

#### **III. CRITERIA FOR SELECTION:**

To qualify for the scholarship, a student must meet the following:

- A. Recipient must meet ULM admittance requirements as defined by the College of Pharmacy admissions committee, must be a holder of a Bachelor's of Pharmaceutical Science degree, and be enrolled as a full time student pursuing a Doctor of Pharmacy degree (Pharm.D) within the College of Pharmacy.
- B. The scholarship award will cover a two-academic-year period (continuous, four semesters) and will be non-renewable.
- C. Recipient must maintain a GPA of 3.25 each semester.

#### **IV. SELECTION OF RECIPIENT(s):**


The University Scholarship Office will provide the names of all qualified applicants who meet the criteria listed above to the Scholarship Committee of the College of Pharmacy. The Scholarship Committee will submit recommendations to the University Scholarship Office who will confirm eligibility and determine final awards.

#### **V. PUBLICITY:**


The Bill & Marsha Bourn Endowed Pharmacy Superior Graduate Scholarship will be accorded proper recognition through news releases, inclusion in the university catalog and on the University of Louisiana Monroe Foundation website.

# #TAKEFLIGHT

APPROVED:



Kenneth Wilson  
1984 ULM Pharmacy Alumnus



Ann Wilson  
1985 ULM Pharmacy Alumna



Susan M. Chappell, Executive Director  
ULM Advancement, Foundation & Alumni Relations



Dr. Alberto Ruiz  
Vice President, Academic Affairs

Date 6-26-19



**BOARD OF SUPERVISORS FOR THE  
UNIVERSITY OF LOUISIANA SYSTEM**

**FINANCE COMMITTEE**

**December 5, 2019**

**Item H.4. University of Louisiana System's report on internal and external audit activity for the period of October 21 to December 1, 2019.**

**EXECUTIVE SUMMARY**

Attached is a list of internal and external reports completed by various auditors since the last Board meeting. The internal audit reports are prepared based upon independent review of university departments and functions. The internal audits are designed to ascertain compliance with established policies and procedures, to evaluate operational efficiencies of business and management practices, and to determine adequacy of internal controls. The internal audits are conducted to provide management with recommendations and comments designed to improve the operations of university departments and functions. External audits are generally conducted in accordance with laws, regulations, or contracts. Also included are internal audits that are currently in progress.

This is a report only and no action by the Board is necessary.

**Discussion Items**  
**Finance Committee**

**BOARD OF SUPERVISORS FOR THE  
UNIVERSITY OF LOUISIANA SYSTEM**

**FINANCE COMMITTEE**

**December 5, 2019**

**Item H.5.      University of Louisiana at Monroe's request for approval to establish the Kim Sledge Endowed Chair in Risk Management and Insurance.**

**EXECUTIVE SUMMARY**

In 1989, the Louisiana Legislature created the Louisiana Education Quality Support Fund, referred to as "8g," which provides for a \$400,000 matching grant to be awarded upon receipt of \$600,000 in private donations for the establishment of an endowed chair. The law further requires that the appropriate management board authorize the establishment of such endowed chairs prior to submission to the Board of Regents for matching funds.

University of Louisiana at Monroe requests approval to establish the Kim Sledge Endowed Chair in Risk Management and Insurance. Funding was provided to the ULM Foundation from the Louisiana Department of Insurance in memory of Kim Sledge, an employee of the Department of Insurance who was tragically killed while on the job. The Sledge Endowed Chair will help the College recruit and retain a prominent Risk Management and Insurance faculty member with national and/or international recognition who will continue to maintain the reputation, visibility, and prestige of the program.

**RECOMMENDATION**

It is recommended that the following resolution be adopted:

***NOW, THEREFORE, BE IT RESOLVED, that the Board of Supervisors for the University of Louisiana System hereby approves University of Louisiana at Monroe's request for approval to establish the Kim Sledge Endowed Chair in Risk Management and Insurance.***



## Office of the President

University Library 632 | 700 University Avenue | Monroe, LA 71209  
P 318.342.1010 | F 318.342.1019

November 4, 2019

H5

Dr. James B. Henderson, President  
University of Louisiana System  
1201 North Street, Suite 7-300  
Baton Rouge, LA 70802

Dear Dr. Henderson:


The University of Louisiana Monroe (ULM) respectfully requests that the University of Louisiana System Board of Supervisors approve the attached proposals for matching funds from the Louisiana Board of Regent's Support Fund:

1. Kim Sledge Endowed Chair in Risk Management and Insurance ✓
2. Bill and Marsha Bourn SGS in Pharmacy
3. LA Independent Pharmacy Assn SGS in Pharmacy
4. Lawrence Alton & Elizabeth Ann Robinson SGS in Healthcare Education
5. Michael C. Echols SGS Endowment (MBA)

Each of these proposals support initiatives that directly impact our mission and the needs of our region.

Attached are copies of the proposals. After approval, we ask that you forward them to the Louisiana Board of Regents for their consideration.

Sincerely,



Nick J. Bruno, Ph.D.  
President

Enclosure

# #TAKEFLIGHT



## **The Kim Sledge Endowed Chair in Risk Management and Insurance**

The University of Louisiana Monroe (ULM) respectfully submits this proposal for \$400,000 in matching funds from the Louisiana Board of Regents to create the \$1 million Kim Sledge Endowed Chair in Risk Management and Insurance (RMI) in the College of Business and Social Sciences. Funding from the Louisiana Department of Insurance was provided to the ULM Foundation to create the Endowed Chair in memory of Kim Sledge, an employee of the Department of Insurance, who was tragically killed while on the job, and to support the efforts of the nationally recognized ULM RMI program. The Sledge Endowed Chair position will help the College recruit and retain a prominent RMI faculty member with national and/or international recognition who will continue to maintain the reputation, visibility, and prestige of the RMI program at ULM. Consistent with the mission of the University and College, the Endowed Chair holder will focus their attention on research, transformative education, and industry engagement that has a significant impact on the community, region, and country. Because of the nature of the RMI program and industry, the holder will have a teaching/education focus preeminent over research/scholarly activity and service. While the holder will be expected to maintain an appropriate research agenda and program, the primary foci has to be preparing individuals to support the RMI industry and workforce needs.

### **NATURE AND PURPOSE OF CHAIR**

The purpose of the Sledge Endowed Chair in RMI will be to attract and retain a faculty member who will combine teaching/educational, research/scholarly, and service/outreach foci, in which the teaching/educational component will be primarily emphasized while research and service to the University, area, state, and RMI community will be equally important components. Like many industries, RMI is facing a workforce shortage with an estimated 50% of its industry expected to retire within the next 5 years. The talent gap has become a national issue and is being addressed at ULM. Over the past 6 years, enrollment in the ULM RMI program has

grown approximately 300%, making it the 9<sup>th</sup> largest program in the country in 2019. A recent report (*Insurance Journal*, April 1, 2019) indicated that the unemployment rate in the RMI industry is 1.7%, making it very difficult to find qualified talent for open positions. Therefore, the holder of the Chair will be a nationally recognized teacher/professional and innovator in the field of RMI who can work with industry partners to address the increasing talent gap in RMI through strong RMI academic programs. The holder should be an individual with a national reputation for significant community or industry engagement. Preferably, the holder will be someone with a strong record in both areas of teaching, including curriculum development and delivery, and industry engagement. As with all ULM faculty, it is expected that the holder will be student focused and pursue an appropriate research agenda.

#### **ALIGNMENT OF CHAIR TO COLLEGE AND CAMPUS MISSION**

For almost 90 years, the University of Louisiana Monroe has played a critical role in the development of northeast Louisiana by providing outstanding educational opportunities and by sharing the tremendous intellectual capital of its faculty, staff, and students in an effort to enhance the quality of life in our region. From providing strong academic programs in the arts and sciences, health sciences, education, business and pharmacy, to serving as a catalyst for economic development, the University of Louisiana Monroe continues to be an anchor for the community, while at the same time creating the momentum, innovation and creativity to move the region boldly toward the future.

Now, more than ever, the University seeks to develop strong partnerships to ensure that the future of our state and region is strong. The landscape of higher education across the world is changing, as budget challenges and new technologies push the limits of creativity, efficiencies, and productivity. Similarly, the business environment continues to change at an increasing pace. ULM must continue to be more than a training provider for its students; it must be innovative in the way we attract, teach, graduate, and interact with our students. And, we must interact as an equal partner with industry and community leaders to ensure our programs, and graduates, remain relevant to our business and community partners in order to produce an adequately trained workforce that will continue to support and encourage economic development.

Through partnerships, we become more attuned to organizations that depend on our graduates to meet their workforce needs, we create innovative solutions to problems facing our regional and state communities, and we serve the economic development needs of our region through service centers like the LA Small Business Development Center, the Center for Business and Economic Research, the Small Business Risk Management Institute, and the Center for Business and Community Development.

In support of these current realities, ULM's mission is to "seek students who find value in our programs and prepare them to compete, succeed, and contribute in an ever-changing global society through a transformative education." The holder of the Chair will be expected to offer high-quality academic and experiential opportunities in RMI to meet the academic, cultural, vocational, social, and personal needs of undergraduate students seeking a degree in RMI. The Chair holder will address and meet the needs of the local, regional, and national RMI industry partners by preparing well-qualified graduates necessary to succeed in the workforce. The holder will meet with industry representatives and create partnerships that will be mutually beneficial.

The College of Business and Social Sciences "prepares students from Northeast Louisiana and beyond for productive careers and responsible citizenship and benefits students, business, and the community through research and service." The focus and activities of the holder will be directly related to the mission of the College of Business and Social Sciences. The holder will be preparing students for in-demand jobs that are critically needed in the RMI industry due to the current and predicted vacancy rates and expected growth rates. Through their interactions with industry leaders and partners, the holder will develop innovative solutions to industry programs and incorporate those solutions into the curriculum.

## **CONTEXT FOR THE CHAIR'S AREA OF FOCUS**

The services provided by the companies operating in the risk management and insurance industry are critical to society. Unfortunately, most individuals view insurance merely as an expense as opposed to a necessary investment required to support individual and organizational resiliency to unforeseen events. Very few of us could afford to pay for the full price of health

care, lost wages due to illness or death, accidents involving our personal property, or theft or loss of property. The RMI industry provides ways in which individuals and organizations can manage their risks, either by transferring the risk (insurance), retaining the risk (self-insuring), controlling the risk (reducing the frequency and severity of the loss) or by avoiding the risk altogether (risk management techniques). In 2017, \$1.2 trillion was collected in insurance premiums, not including nearly \$900 billion in health insurance premiums (Insurance Information Institute). The industry employed an estimated 2.7 million people in 2017 in areas such as home and auto insurance, life insurance, commercial and property insurance, reinsurance, surplus lines insurance, and retirement annuities. It has been estimated that approximately 20-30% of a company's gross sales are spend on insurance costs.

ULM's RMI program is one of only a handful in the world that offers specialized coursework in surplus lines and reinsurance. Surplus lines insurance is usually required for high risk activities that cannot be covered in the traditional insurance market. For example, an athlete might want to insure a body part such as a leg, or a singer might want to insure their voice, or a professional wine taster might insure their taste buds. In the field of business, examples include high risk activities such as sporting events, festivals such as Mardi Gras, transporting toxic materials, or agriculture. In essence, there are no standard prices for events such as these so brokers are used to finding risk management products for their clients in the surplus lines market. Reinsurance is simply the part of the industry where insurance companies purchase insurance on the insurance they have written. It is a process by which they can transfer some of the risk that they have accepted on behalf of their clients.

Because of ULM's specialty in these two areas, the top companies competitively recruit ULM's students for internships and full-time jobs. Companies such as AmWINS, AllRisks, and CRC, three of the largest in the industry, have invested financially in the program and have a strong presence on campus throughout the academic year. It is not uncommon for these companies to make job offers to juniors in the program.



Louisiana is one of the top users of surplus lines insurance due to the risky nature of our oil and gas industries, chemical production, agricultural production, sporting events, and festivals. Having a nationally recognized Chair that specializes in this unique area of the industry could pay huge dividends for the industries that rely on surplus lines to conduct business and the state as a whole.

Having an endowed chair position to support the program would allow us to recruit and retain a faculty member with the specific background needed to maintain our unique focus on surplus lines and reinsurance to provide stewardship for our industry partnerships.

### **ENVIRONMENT INTO WHICH THE CHAIR WILL BE INTEGRATED**

ULM predominantly serves first generation students who come from an economically and educationally challenged environment where high school and college graduation rates and median household incomes lag significantly below state and national averages. Because of the students we serve, the College of Business and Social Sciences places a primary emphasis on student success as defined as being “workforce ready.” The College’s mission is founded on being student-centered and excellence-driven, so we strive to provide our students with a high-level educational experience.

Also because of the needs of the region we serve, the College houses centers that provide essential economic and community development support. The College provides support through our ULM Small Business Development Center, the Center for Business and Economic Research, the Small Business Risk Management Institute, and the Northeast Louisiana Business and Community Development Center.

The Small Business Risk Management Institute, housed with the RMI program, is a Board of Regents approved institute that works with small businesses to identify their risks and to develop a plan to handle those risks. The overriding mission is to help improve the resilience of small businesses in Louisiana. This is especially important given the frequency and severity of natural disasters in Louisiana.

According to the Louisiana Workforce Commission, insurance agents are “five star” jobs for Region 8 (ULM’s service region) and the state as a whole. The “five star” rating indicates that there are a significant number of job opportunities at high salaries in Louisiana. Given the very low unemployment rate mentioned earlier and our unique niche, the opportunities for graduates of the ULM RMI program are currently exceptional.

As described earlier, the College of Business and Social Sciences provides outstanding academic business programs, serves the community through active partnerships, produces well-prepared graduates ready for the workforce, and generates leading research. The College has a mission-based emphasis on undergraduate education and student success. As such, the College expects faculty to produce educational-based research (improving pedagogy, textbooks, cases, etc.), practical-based research (improving the practice of business and industry), and to a lesser extent, discipline-based research (developing or testing business-related theories). The emphasis here must be on “real-world” business and industry matters and not merely non-applicable, esoteric research. ULM must help improve the business climate of northeast Louisiana.

The RMI program is housed in the College of Business and Social Sciences and in the School of Management. All business programs, including RMI, are accredited by AACSB-International, the premier agency for business programs in the world. In addition to the Bachelor of Business Administration degree in RMI, majors are offered in 6 other disciplines: Accounting, Computer Information Systems, Finance, Business Administration, Management, and Marketing. In addition, the College offers a Master of Business Administration degree on campus and off-site in Hong Kong at Shue Yan University (for approximately 40 years). The BBA degrees in Business Administration, Management, RMIN, and Marketing, as well as the MBA, are also offered in an online format.

In support of its mission, existing RMI faculty place an equal emphasis on teaching and research (40%) and a lesser emphasis on service (20%). Full-time, tenured and tenure track faculty usually teach a 9-hour course load per semester. It is anticipated that the holder of the Sledge Chair would teach a 12-hour load each year (6 hours per semester, or 2 classes).

## **INSTITUTIONAL INVESTMENT IN RMI**

The ULM RMI program is a high profile program at ULM and at one time was designated by ULM as an Area of Excellence for the Board (the board has since discontinued this designation program for the System). Currently, the program is supported by 3 faculty positions, including one full professor and two instructor positions, one of which is currently vacant due to a late resignation in summer 2019. The program is also supported by three MBA graduate assistants who provide 20 hours of service to the faculty and program each week.

Additionally, the program is supported by an endowed professorship (funded by State Farm) that generates approximately \$8,000 annually for professional development, travel, and salary adjustments. The program is supported by a multitude of private scholarships and a foundation endowment account that provides operation funding for the program (\$4,000 annually). The School that houses the program, the School of Management, recently received a significant naming gift that will support all programs in the School in some manner, including the RMI program.

The ULM Foundation, in an effort to support the growth and increasing industry engagement, provided funding for three years for a new position to assist the program coordinator with student and industry engagement. The allocation provided approximately \$150,000 in support to the program. Additionally, the program coordinator has received donations in the amount of \$120,000 over the next five years from two large companies and a state-wide industry association to support the program.

## **ROLE OF CHAIR IN ACHIEVING/EXPANDING COLLEGE MISSION**

The primary contribution of the Sledge Endowed Chair will be to maintain and improve the profile and success of the RMI program at ULM. When this occurs, the RMI program, community, University, and state will reap many benefits immediately and over the long term. And, most important of all, the College's mission of preparing students for successful careers will be achieved and a significant need of the RMI industry will be met.

First, we hope that additional students will be attracted to the RMI program. ULM's RMI program has developed partnerships with companies and industry associations to expand our programs to meet their immediate and long-term needs for well-qualified RMI graduates. By raising the profile and reputation of ULM's RMI program by creating the Endowed Chair in RMI, more students should be attracted to enroll in the program. This would help meet the demands of industry, not only for our region, but the state and nation as a whole. If we are able to use the Chair to recruit underrepresented populations, then we could also impact the high poverty rates in our region and the associated low education attainment levels, something that will have a significant long-term impact on our state.

Second, the Chair holder would be expected to have scholarly productivity, preferably in the area of practical research and in pedagogical outlets. Either way, the impact could be significant, both short term and long term. The development of innovative solutions to industry problems and sharing that with students and industry will continue and improve the great reputation of ULM's RMI program and also play a critical role in the development of the future RMI workforce around the country. Currently, some of the teaching material of one of our faculty members is being used in the country's largest wholesale insurance company in their new hire training program.

Finally, through engagement and leadership with industry partners, community and professional organizations, the Chair will impact the quality of life for our region and state. By engaging with community and professional organizations, the Sledge Chair can apply their expertise to a variety of community issues and problems. By working closely with other leaders, the Chair can help develop a world class community that will be attractive to potential employees, which will have a very positive impact on economic and community development, both in the short and long term.

The success of the Chair will be determined in numerous ways related to the teaching, research, and service expectations.

- The Chair holder will establish and maintain beneficial relationships with at least two RMI businesses that lead to internships or full-time job opportunities for ULM RMI students on an annual basis.
- The Chair holder will use industry ties to help raise funds for the program
- The Chair holder will maintain a world-class curriculum related to its niche in the market
- The Chair holder will publish an average of 3 journal articles during a 5 year time period in recognized peer reviewed outlets. Tenured and tenure track faculty member are expected to produce a minimum of 2 peer reviewed journal articles during a 5 year time frame.
- The Chair holder would assume a leadership role in community, regional, state, national or international organizations within the first two years of appointment.

### **EXPECTED QUALIFICATIONS OF THE CHAIR HOLDER**

The Sledge Endowed Chair in RMI will be selected through a national search. He/she will be expected to have the following qualifications for initial appointment:

- An earned terminal degree in RMI or a closely related field
- Academic accomplishments suitable for the rank of associate professor or full professor
- Documented excellence in fostering student learning and online teaching
- A record of sustained extramural funding and refereed publications in the area of RMI
- A record of creating and maintaining industry relationships
- A well-developed network within the RMI field
- Effective communication skills, both spoken and written
- A proven ability to work with a variety of individuals in an interdisciplinary, professional, collegial manner

To maintain the Chair position, it is expected that the holder would accomplish the following on an ongoing basis:

- Sustain exceptional/innovative teaching, student advisement, mentoring, and leadership in curriculum development

- Develop and provide stewardship for existing industry partnerships
- Maintain a record of scholarly productivity
- Provide leadership in RMI and collaborate with scholars and the private sector
- Attract high-quality students
- Assist in grant writing initiatives intended to fund RMI projects
- Contribute to the State's economic enhancement and to solutions for community issues such as workforce development

To find the most qualified applicant for the position, the College will conduct a national search for the holder. A search committee consisting of RMI faculty, students, and representatives from the RMI community will be established by the Dean of the College of Business and Social Sciences, Dr. Ronald Berry. Appropriate advertisements will be placed in national outlets, such as the Chronicle of Higher Education and with AACSB-International. The position will also be listed on ULM's Human Resources web page. Faculty will also be asked to use their professional network to help identify potential candidates for the position. Once an appropriate candidate pool has been created, the University's normal search process will be followed, which includes on-campus interviews of selected finalists with faculty, students, and administrators. Additionally, because of the importance of this position, a group of community and business leaders will be asked to participate in the interview process. Input from the participants in the interview process will be used to determine a recommendation, which the Dean will forward to ULM's Vice President for Academic Affairs.

## **INSTITUTIONAL COMMITMENTS TO THE CHAIR**

In order to support the success of the holder of the Sledge Chair, ULM is committed to providing the following resources for the Chair position:

- Minimum 9-month base salary of up to \$160,000 as a tenured professor; an additional \$20,000 per year will be available from the endowment's earnings
- Full-time graduate assistant (20 hours per week)
- Undergraduate student workers as needed (up to 10 hours per week)
- Appropriate level of supplies and operating services

- Reduced teaching load (four course load per year—reduction from 8 required courses)

## **CONTRIBUTIONS OF THE CHAIR**

The primary contributions of the Endowed Chair will be to provide excellence in teaching to RMI students and research to the field, leading and maintaining industry partnerships that are mutually beneficial, and engaging the community, especially in northeast Louisiana. As these functions are fulfilled, the RMI program, University, community, and State will reap benefits both immediately and in the long term.

First, through the reputation and activities of the Endowed Chair, more students will be attracted to ULM's RMI program, bringing about a self-reinforcing increase in the profile and prestige of the program. Such an increase in majors and graduates will help meet the demands of the industry, not only for our local region, but for the state as a whole. Further, if this Chair is able to use his/her prestige to recruit underrepresented populations in the rural areas surrounding ULM, then the RMI program will positively affect the high poverty rates in the region and the associated low educational attainment levels, an achievement that will have a significant long-term impact on our state.

Second, the Chair holder will be expected to have on-going scholarly productivity, with an emphasis on applied research. The production of leading research will further enhance the reputation of ULM's RMI program and play a critical role in the development of future leaders in the region. The benefits provided through the Chair holder's applied research to RMI would be felt both locally and nationally.

Finally, through engagement and leadership within community and professional organizations, the Chair holder would have the capacity to improve the quality of life for our region and state, applying his/her expertise to a variety of community issues. By working closely with other local and statewide industry leaders, the Chair holder would help develop a high-quality community by sharing new methods and practices, resulting in a positive impact on both economic and community development.

## **DONOR-APPROVED PLANS FOR ADJUSTMENT OF THE CHAIR'S PURPOSE**

ULM respectfully honors the intent of the donor when creating endowments such as an endowed chair. However, the University realizes that changes occur which might necessitate a change in the focus of existing endowments. Therefore, for those rare occasions, the University has created a plan for refocusing endowments that includes the original donors review and approval. While not expected, in the event that the chair's subject area, foci, or emphases evolve or decline in priority or utility, the University will promptly provide the original donor or designated contact with a recommended modification for the purpose of the chair for their consideration and approval, which must be provided in writing.

## **BORSF-MATCHED CHAIRS**

The Sledge Endowed Chair of RMI would be housed in the College of Business and Social Sciences which currently houses three other endowed chairs as detailed the table below.

<b>Chair Name</b>	<b>Chair Area of Emphasis</b>	<b>Assigned Department/Unit/Center</b>	<b>Affiliated Department/Center/Unit</b>	<b>Current Chairholder</b>
Contractors' Chair in Construction	Construction	School of Management	Coll. Of Business & Social Sciences	Dr. Ed Brayton
Biedenham Chair of Gerontology	Gerontology	School of Behavioral and Social Sciences	Coll. Of Business & Social Sciences	Chair and program recently moved to CBSS. Plans to fill position 2020.
Biedenham Chair of Business	Business	College of Business and Social Sciences	Coll. Of Business & Social Sciences	Just funded in 2018. First search underway in 2019-2020 for fall 2020 appointment





## ULM Foundation

Laird Weems Center | 700 University Avenue | Monroe, LA 71209  
P 318.342.3636

### **KIM SLEDGE ENDOWED CHAIR IN RISK MANAGEMENT & INSURANCE** **Account No. 92055.98055**

#### **I. SOURCE OF FUNDING:**

The Kim Sledge Endowed Chair in Risk Management & Insurance is established as an endowment with initial private funding in the amount of \$585,000 from the Louisiana Department of Insurance and earnings from those gifts along with additional funds from the College of Business and Social Sciences to reach the \$600,000 minimum principal balance. Matching funds of \$400,000 from the Board of Regents Support Fund Endowed Chairs for Eminent Scholars Program will be added for a total of \$1,000,000. Earnings will be used for expenses relative to the Chair as provided by regulations established by the Louisiana Board of Regents. All excess earnings will be added to the principal. No expenditures will ever be made from the principal.

Management of the fund will be under the direction of the University of Louisiana Monroe Foundation. Reports on the status of the fund shall be available at the Foundation office.

#### **II. SELECTION OF THE HOLDER:**

The University of Louisiana Monroe shall make the selection of the holder of the Kim Sledge Endowed Chair in Risk Management & Insurance subject to its normal established policy for the recruitment and appointment of eminent faculty members and according to the Board of Regents Support Fund Endowed Chairs for Eminent Scholars Program Policy.


#### **III. QUALIFICATIONS:**

The holder shall possess the qualifications as specified through the Board of Regents Support Fund Endowed Chairs for Eminent Scholars Program Policy and shall have demonstrated a scholarly expertise in the appropriate field of Risk Management and Insurance and by related accomplishments and reputation that brings renown to the University of Louisiana Monroe.

APPROVED:

  
\_\_\_\_\_  
Dr. Ron Berry  
Dean, College of Business & Social Sciences

  
\_\_\_\_\_  
Susan M. Chappell, Executive Director  
ULM Advancement, Foundation and Alumni Relations

  
\_\_\_\_\_  
Dr. Albert Ruiz  
Vice President for Academic Affairs

Date: 10/30/19

## #TAKEFLIGHT



## ULM Foundation

Laird Weems Center | 700 University Avenue | Monroe, LA 71209  
P 318.342.3636

### **KIM SLEDGE ENDOWED CHAIR IN RISK MANAGEMENT & INSURANCE**

**Account No. 92055.98055**

#### **I. PURPOSE OF FUNDING:**

The purpose of this account is to provide funding for expenses related to the Kim Sledge Endowed Chair in Risk Management & Insurance.

#### **II. MANAGEMENT OF THE FUND:**

Management and supervision of the fund will be under the direction of the University of Louisiana at Monroe Foundation. Reports on the status of the fund shall be available at the Foundation office.

#### **III. PROCEDURES FOR PURCHASES/EXPENDITURES:**

- 1) University Purchase Order
- 2) Charging Purchases – (Invoices must be submitted with University Accounts Payable Voucher.)
- 3) Personally Paid Purchases – (Invoices must be submitted with University Accounts Payable Voucher.)
- 4) Travel Expenses – (Must submit appropriate documentation with University Travel Account form.)

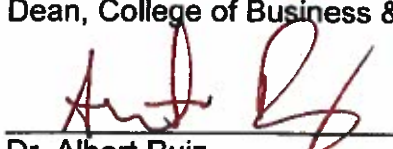
#### **IV. AUTHORIZING AGENTS FOR EXPENDITURES:**

Requesting Agents: Holder of Chair and  
Dean, College of Business and Social Sciences  
Approving Agent: Executive Director  
ULM Advancement, Foundation & Alumni Relations

APPROVED:

  
Dr. Ron Berry  
Dean, College of Business & Social Sciences

  
Susan M. Chappell, Executive Director  
ULM Advancement, Foundation & Alumni Relations

  
Dr. Albert Ruiz  
Vice President for Academic Affairs

Date:

10/30/19

# #TAKEFLIGHT

**APPENDIX C**

**BOARD OF REGENTS SUPPORT FUND ENDOWED CHAIRS PROGRAM**

**NON-SUPPLANTING ASSURANCE FORM  
FY 2019-20**

Date: November 4, 2019


Title of Proposed Endowed Chair: Kim Sledge Endowed Chair in Risk Management & Insurance

Institution: University of Louisiana Monroe

Campus Head: Nick J. Bruno, Ph.D.

\*\*\*\*\*

I hereby assure the Board of Regents, State of Louisiana, that if Board of Regents Support Fund matching money is provided to complete the endowment for the chair proposed above, the Support Fund money awarded will not be used to "displace, replace, or supplant appropriations from the general fund for higher education," as stipulated in Article VII, Section 10.1 of the Louisiana Constitution.

  
\_\_\_\_\_  
Nick J. Bruno, President

10-30-19  
\_\_\_\_\_  
Date

**APPENDIX D**

**BOARD OF REGENTS SUPPORT FUND ENDOWED CHAIRS PROGRAM**

**NATIONAL SEARCH ASSURANCE FORM  
FY 2019-20**

Date: November 4, 2019


Title of Proposed Endowed Chair: Kim Sledge Endowed Chair in Risk Management & Insurance

Institution: University of Louisiana Monroe

Campus Head: Nick J. Bruno, Ph.D.

\*\*\*\*\*

I hereby assure the Board of Regents, State of Louisiana, that the endowed chair proposed above will not be filled without conducting a national search or following procedures for appointment of an internal candidate without a national search, consistent with the Board of Regents Support Fund Endowed Chairs Policy adopted March 25, 1999, revised July 2017.

  
\_\_\_\_\_  
Nick J. Bruno, President

10-30-19  
\_\_\_\_\_  
Date

**AFFIDAVIT**

STATE OF LOUISIANA  
PARISH OF OUACHITA

BEFORE ME, the undersigned notary public, duly commissioned and qualified in and for the State and Parish aforesaid, personally came and appeared: Hunter Pierson, a person of the full age of majority appearing herein in his capacity as Vice President - Investment Management Division for Goldman Sachs & Co. LLC, who did depose and state that:

1. Goldman Sachs & Co. LLC is a financial institution licensed to do and doing business in the State of Louisiana.
2. The University of Louisiana Monroe Foundation has deposited with Goldman Sachs the sum of \$600,000, which represents funds for the Kim Sledge Endowed Chair in Risk Management & Insurance.


R. H. \_\_\_\_\_ R III  
Hunter Pierson  
Vice President  
Investment Management Division  
Goldman Sachs & Co. LLC

Sworn to and subscribed before me in the presence of the undersigned witnesses this 31<sup>st</sup>  
day of October, 2019.

WITNESSES:

[Signature]  
[Signature]

Melina Bradford  
NOTARY  
ID # \_\_\_\_\_




**BOARD OF REGENTS SUPPORT FUND ENDOWED CHAIRS PROGRAM**

**BASE SALARY ASSURANCE FORM  
FY 2019-20**

Date: November 4, 2019  
Title of Proposed Endowed Chair: Kim Sledge Endowed Chair in Risk Management & Insurance  
Institution: University of Louisiana Monroe  
Campus Head: Nick J. Bruno, Ph.D.

\*\*\*\*\*

I hereby assure the Board of Regents, State of Louisiana, that if Board of Regents Support Fund matching money is provided to complete the endowment for the chair proposed above, the University of Louisiana Monroe will provide, from sources other than the endowment, a base salary line for the proposed chair at a level commensurate with the chairholder's experience and qualifications, but at a minimum equivalent to the average full professor salary for the department or unit in which the chair will be housed.

  
\_\_\_\_\_  
Nick J. Bruno, President

11-30-19  
\_\_\_\_\_  
Date

BOARD OF REGENTS SUPPORT FUND ENDOWED CHAIRS PROGRAM


POLICY COMPLIANCE ASSURANCE FORM

FY 2019-20

Date: November 4, 2019  
Title of Proposed Endowed Chair: Kim Sledge Endowed Chair in Risk Management & Insurance  
Institution: University of Louisiana Monroe  
Campus Head: Nick J. Bruno, Ph.D.

\*\*\*\*\*

I hereby assure the Board of Regents, State of Louisiana, that if Board of Regents Support Fund matching money is provided to complete the endowment for the chair proposed above, the University of Louisiana Monroe shall continually comply with all requirements of the Endowed Chairs Program Policy.

  
Nick J. Bruno, President

10-30-19  
Date

Witness Signature: Kathy Masters

Witness Name: Kathy Masters

Witness Signature: Sharon W. Brown

Witness Name: Sharon W. Brown



\*\*\*\*\*

State of Louisiana, Parish of Ouachita

The foregoing instrument was acknowledged before me this date by the persons listed above.

Notary's Official Signature: Lillian A. Brown 10-30-19  
Date

Commission Expiration: with life



**AFFIDAVIT**

STATE OF LOUISIANA  
PARISH OF OUACHITA

BEFORE ME, the undersigned Notary Public, duly commissioned and qualified in and for the State and Parish aforesaid, and in the presence of the witnesses hereinafter named and undersigned, personally came and appeared:

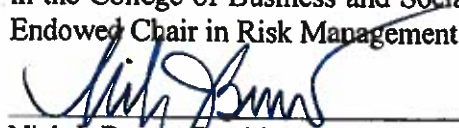
**NICK J. BRUNO**, a person of the full age of majority, and a resident of Ouachita Parish, appearing herein in his capacity as President of The University of Louisiana at Monroe:

Who did depose and state that:

(1) The University of Louisiana Monroe has established the Kim Sledge Endowed Chair in Risk Management and Insurance, an endowed fund to receive private contributions and matching funds from the State of Louisiana, the income of which shall be used for the exclusive benefit of an endowed chair.

(2) The Kim Sledge Endowed Chair in Risk Management and Insurance currently has a balance of **\$600,000**. These funds consist of unrestricted contributions from private sources collected after July 1, 1984, and income earned by investment of the fund since it was established.

(3) The funds used to establish the Kim Sledge Endowed Chair in Risk Management and Insurance in the College of Business and Social Sciences were dedicated to the purposes of the Kim Sledge Endowed Chair in Risk Management and Insurance in the College of Business and Social Sciences.

  
\_\_\_\_\_  
Nick J. Bruno, President  
University of Louisiana Monroe

Sworn to and subscribed before me in the presence of the undersigned witnesses this  
30 day of October, 2019.

WITNESSES:

  
\_\_\_\_\_  
Sharon W. Brown

  
\_\_\_\_\_  
NOTARY PUBLIC

  
\_\_\_\_\_  
Kathy Masters

ID # 16109



## APPENDIX E

### BOARD OF REGENTS SUPPORT FUND ENDOWED CHAIRS PROGRAM

#### DONOR STATEMENT OF UNDERSTANDING FY 2019-20

Date: November 4, 2019

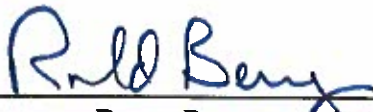
Title of Proposed Endowed Chair: Kim Sledge Endowed Chair in Risk Management & Insurance

Institution: University of Louisiana Monroe

Campus Head: Nick J. Bruno, Ph.D.

\*\*\*\*\*

1. (I or We) have been fully informed and accept that the Board of Regents awards Endowed Chairs on a competitive basis according to the Program Policy and guidelines provided in the annual Request for Proposals.
2. (I or We) have reviewed, understand, and accept the Program Policy and Investment Policy provisions relative to retention of funds, expenditure of income, and other administrative conditions related to provision of BoRSF matching funds.

  
\_\_\_\_\_  
Donor or Donor Representative

  
\_\_\_\_\_  
Campus Representative



## ULM Foundation

Laird Weems Center | 700 University Avenue | Monroe, LA 71209  
P 318.342.3636

Commissioner Jim Donelon  
Louisiana Department of Insurance  
1702 N. Third Street  
Baton Rouge, LA 70802

October 1, 2019

Dear Commissioner Donelon:

The University of Louisiana Monroe Foundation is very grateful for the recent gifts provided to the College of Business and Social Sciences and the Risk Management and Insurance program. The gifts will help us to continue to deliver an outstanding program that prepares future professionals for the risk management and insurance industry.

Gifts from the Department of Insurance, along with earnings from those gifts, amount to approximately \$585,000, almost enough to create a \$600,000 Endowed Chair position. The College of Business and Social Sciences will gladly provide the additional funds to reach the \$600,000 threshold. As such, we seek your approval to combine all of these funds to create the Kim Sledge Endowed Chair in Risk Management and Insurance. By doing so, we will have the opportunity to apply for \$400,000 in matching funds from the Board of Regents, bringing the total value of the endowed chair to \$1,000,000.

The creation of this Chair will allow us to attract and retain the faculty talent we need to continue to enhance and deliver our nationally ranked risk management and insurance program. We appreciate your consideration of this request and would be happy to answer any questions you may have.

If you approve of this request, please indicate below and return and we will begin the process of seeking the Board of Regents match.

Thanks for your leadership and outstanding support of higher education!

Susan Chappell, Executive Director  
ULM Advancement, Foundation and Alumni Relations

I approve of combining donations from the Louisiana Department of Insurance to create the Kim Sledge Endowed Chair in Risk Management and Insurance at the University of Louisiana Monroe.

Jim Donelon, Commissioner  
Louisiana Department of Insurance

Date 10/8/19

# #TAKEFLIGHT

ULM is a member of the University of Louisiana System • AA/EOE

**BOARD OF SUPERVISORS FOR THE  
UNIVERSITY OF LOUISIANA SYSTEM**

**FINANCE COMMITTEE**

**December 5, 2019**

**Item H.6.**      **University of Louisiana System's** request to approve fees pursuant to Act 293 of the 2017 Regular Session of the Louisiana Legislature.

**EXECUTIVE SUMMARY**

The Board of Supervisors for the University of Louisiana System is authorized by Act 293 of the 2017 Regular Session relative to fees charged to students to establish and adjust fee amounts. The legislation includes the authority to impose per credit fees, to impose differential fees for certain programs exclusive of others, and to charge proportional amounts for part-time students and for summer sessions. Each institution will be required to establish a need-based financial assistance fund in an amount not less than five percent of revenues realized by the institution from fees assessed.

**RECOMMENDATION**

It is recommended that the following resolution be adopted:

***NOW, THEREFORE, BE IT RESOLVED***, that the Board of Supervisors for the University of Louisiana System hereby approves the University of Louisiana System's request to approve fees pursuant to Act 293 of the 2017 Regular Session of the Louisiana Legislature.

**BOARD OF SUPERVISORS FOR THE  
UNIVERSITY OF LOUISIANA SYSTEM**

**FINANCE COMMITTEE**

**December 5, 2019**

**Item H.7.**      **University of Louisiana System's** discussion of Fiscal Year 2019-20 first quarter financial reports and ongoing assurances.

**EXECUTIVE SUMMARY**

Attached is a summary of the financial activities for the quarter ended September 30, 2019. This information was obtained from first quarter financial reports submitted by each university.

This is a report only and no action by the Board is necessary.

**BOARD OF SUPERVISORS FOR THE  
UNIVERSITY OF LOUISIANA SYSTEM**

**FINANCE COMMITTEE**

**December 5, 2019**

**REVENUES:**

The UL System reported year-to-date revenues for the first quarter as follows:

1. State General Fund Direct – \$56.6 million or 25.4% of the budgeted amount.
2. Self-Generated Funds – \$305.7 million or 45.8% of the budgeted amount a decrease of 1.2% from the first quarter of fiscal 2019.
3. Total revenues reported are \$362.3 million or 39.9% of the budgeted amount, an approximate 1% decrease from the first quarter of fiscal 2019.

A comparison of fiscal 2020 to fiscal 2019 self-generated revenues for the first quarter follows:

Revenue Source	Through the 1st Qtr. Of Fiscal 2020		Through the 1st Qtr. Of Fiscal 2019	
	Amount	% of Budget	Amount	% of Budget
Tuition and Fees	\$297,938,504	47.1%	\$301,907,757	49.4%
Other Sources	7,829,087	22.0%	7,680,090	25.2%
<b>Total Self-Generated</b>	<b>\$305,767,591</b>	<b>45.8%</b>	<b>\$309,587,847</b>	<b>48.2%</b>

Self-generated revenues through the first quarter include tuition and fees for the summer and fall semesters of calendar year 2019.

***Staff Comments***

1. State General Fund revenues increased \$258,858, an increase of 0.5% compared to the first quarter of fiscal 2019. However, State General Fund direct appropriations are \$8,715,049, 3.8% more in fiscal 2020 than in fiscal 2019, and we expect 100% of those funds to be drawn.
2. SELF funds are budgeted at the same level as in fiscal 2019, but the System may not receive 100% of those statutory dedicated funds. In fiscal 2019, the System received 95.4% of final budgeted SELF funds.

3. Self-generated revenues decreased \$3,820,256, a decrease of 1.2% compared to the first quarter of fiscal 2019. The decrease resulted primarily from a decrease in tuition and fees for the first quarter totaling \$3,969,253.
4. Total revenues decreased by 1.0% – \$3,561,398 – compared to the first quarter of fiscal 2019.

Universities reporting a decrease in revenues follow:

1. Grambling State University – 12.2% primarily from a decrease in State General Fund Direct revenues – the university has drawn approximately \$2 million of its budgeted \$14 million state appropriations
2. University of Louisiana at Lafayette – 3.1% from decreases in general registration and non-resident fees
3. University of New Orleans – 11.4% primarily from decreases in general registration and non-resident fees.

#### **EXPENSES:**

Expenses for the UL System through the first quarter totaled \$248,167,090 as follows:

1. Personal services – \$141.1 million, 21.8% of the available budget for this category
2. Operating services – \$31.5 million, 42.4% of the available budget for this category
3. Professional services – \$1.1 million, 14.1% of the available budget for this category
4. Other charges – \$68.5 million, 45.4% of the available budget for this category
5. Acquisitions – \$1.8 million, 37.5% of the available budget for this category

System-wide expenses by function as of September 30, 2019, were as follows:

1. Instruction, research, and student-related – \$173.5 million, 70.0% of total expenses
2. Institutional support – \$37.9 million, 15.3% of total expenses
3. Operation and maintenance of plant – \$25.7 million, 10.4% of total expenses

#### ***Staff Comments***

Expenses through the first quarter total \$248.2 million – 27.3% of the total budget representing an increase of \$7.9 over the first quarter of 2019. The increase is primarily from increases in salaries,

operating services, and library acquisitions. Related benefits (pensions and other postemployment benefits – retiree healthcare) increased by \$0.8 million, or 2%.

#### **HIGHLIGHTS OF AUXILIARY FINANCIAL REPORT:**

1. Year to date revenues and expenses for auxiliary operations, excluding athletics, total \$79.8 million and \$41.2 million, respectively. Revenues increased \$4.2 million (5.6%), and expenses increased \$4.4 million (10.6%) in the first quarter.
2. Mandatory transfers out, excluding athletics, are expected to total \$27.4 million, an increase of 29.4%.
3. Universities with current year operating deficits in excess of \$50,000 in specific auxiliary operations, before mandatory and non-mandatory transfers, are:
  - a. Grambling – \$90,000 for the post office.
  - b. Northwestern – \$134,611 for the student health center and \$455,564 for Card Services/Card ID.
  - c. ULM - \$65,545 for Card Services/Card ID.
  - d. UNO – \$138,867 for the student union.

#### ***Athletics***

1. Total projected revenues (including transfers) are \$115,190,641 with expenses totaling \$116,925,788, resulting in an expected current year deficit totaling \$1,735,147.
2. The universities' projected current year surpluses/(deficits), after non-mandatory transfers from auxiliary and operating funds, follow:
  - a. Grambling, LA Tech, McNeese, Nicholls, and UNO – currently none
  - b. Northwestern – \$10,214 surplus
  - c. Southeastern – (\$468,666) deficit
  - d. ULL - \$373,875 surplus
  - e. ULM – (\$1,650,570) deficit

**OTHER INFORMATION:**

Student enrollment at the nine universities for the fall 2019-2020 semester totaled 89,944, a decrease of 1,539 students (1.7%).

**MANAGEMENT'S QUARTERLY CERTIFICATIONS:**

No exceptions were noted by campuses. All certifications are available for review in the System office, as well as individual university reports.

This is a report only and no action by the Board is necessary.



**University of Louisiana System**  
**Quarterly Financial Reporting**  
**Budgetary Basis**  
**Fiscal Year Ending June 30, 2020**

Budgetary Accounts	Available Budget	Quarter 1	Quarter 2	Quarter 3	Quarter 4	To Date	Percent Change
<b>Revenues</b>							
400 - General Fund (Direct)	\$222,912,528	\$56,558,991				\$56,558,991	25.4%
411 - Statutory Dedications - SELF	15,839,532	0				0	0.0%
413 - Stat Ded - Calasieu Parish Fund	2,083,744	0				0	0.0%
440 - Interagency Transfers	509,923	0				0	0.0%
451 - FSG - General Registration Fees	603,879,143	286,244,473				286,244,473	47.4%
452 - FSG - Non-resident Fees	28,601,434	11,694,031				11,694,031	40.9%
461 - Educational Activities/State Grants	2,296,555	1,807,310				1,807,310	78.7%
471 - Other Sources	33,317,146	6,021,777				6,021,777	18.1%
<b>Total Revenues</b>	<b>909,440,005</b>	<b>362,326,582</b>	<b>0</b>	<b>0</b>	<b>0</b>	<b>362,326,582</b>	<b>39.8%</b>
<b>Expenditures by Function:</b>							
510 - Instruction	381,782,875	83,138,827				83,138,827	21.8%
511 - Research	38,933,972	4,638,080				4,638,080	11.9%
512 - Public Service	2,714,963	516,397				516,397	19.0%
513 - Academic Support	84,240,793	21,337,942				21,337,942	25.3%
521 - Student Services	51,020,034	11,482,474				11,482,474	22.5%
522 - Institutional Support	130,186,538	37,903,379				37,903,379	29.1%
523 - Scholarships and Fellowships	112,368,969	52,889,714				52,889,714	47.1%
524 - Operations and Maintenance	82,089,884	25,730,374				25,730,374	31.3%
531 - Athletics	21,373,185	8,910,071				8,910,071	41.7%
532 - Other	4,728,792	1,619,831				1,619,831	34.3%
<b>Total Expenditures by Function</b>	<b>909,440,005</b>	<b>248,167,089</b>	<b>0</b>	<b>0</b>	<b>0</b>	<b>248,167,089</b>	<b>27.3%</b>
<b>Surplus/Deficit</b>	<b>\$0</b>	<b>\$114,159,493</b>	<b>\$0</b>	<b>\$0</b>	<b>\$0</b>	<b>\$114,159,493</b>	

<b>Expenditures by Object</b>							
611 - Salaries	\$444,296,621	\$97,982,160				\$97,982,160	22.1%
612 - Other Compensation	11,291,416	1,903,212				1,903,212	16.9%
613 - Related Benefits	193,027,531	41,245,215				41,245,215	21.4%
621 - Travel	4,634,660	779,192				779,192	16.8%
622 - Operating Services	74,283,394	31,502,336				31,502,336	42.4%
623 - Supplies Support	15,071,961	2,814,694				2,814,694	18.7%
631 - Professional Services	8,042,315	1,132,902				1,132,902	14.1%
632 - Other Charges/Interagency	150,909,077	68,523,351				68,523,351	45.4%
633 - General Acquisitions	3,098,766	490,022				490,022	15.8%
634 - Library Acquisitions	4,784,264	1,794,006				1,794,006	37.5%
<b>Total Expenditures by Function</b>	<b>909,440,005</b>	<b>248,167,090</b>	<b>0</b>	<b>0</b>	<b>0</b>	<b>248,167,090</b>	<b>27.3%</b>
<b>Surplus/Deficit</b>	<b>\$0</b>	<b>\$114,159,492</b>	<b>\$0</b>	<b>\$0</b>	<b>\$0</b>	<b>\$114,159,492</b>	

# UL System - Operating Data Report - Revenues

## Grambling State University

Description	Available Budget	Fiscal Year-to-Date: 2020				Total Revenues To Date
		Quarter 1	Quarter 2	Quarter 3	Quarter 4	
Revenue						
400 GENERAL FUND (DIRECT)	14,052,455	2,064,518				2,064,51814.7%
411 STAT DED - SELF	1,040,456					
451 FSG - GEN REGISTRATION FEES	30,795,973	13,159,284				13,159,28442.7%
452 FSG - NON-RESIDENT FEES	2,761,038	1,486,236				1,486,23653.8%
461 EDUCATIONAL ACTIVITIES/STATE GRANTS	0	861,557				861,557#Div/0!
471 OTHER SOURCES - Other	413,032	85,993				85,99320.8%
Total University	49,062,954	17,657,588				17,657,58836.0%

## Louisiana Tech University

Description	Available Budget	Fiscal Year-to-Date: 2020				Total Revenues To Date
		Quarter 1	Quarter 2	Quarter 3	Quarter 4	
Revenue						
400 GENERAL FUND (DIRECT)	27,588,200	7,774,781				7,774,781 28.2%
411 STAT DED - SELF	1,969,279					
451 FSG - GEN REGISTRATION FEES	86,042,100	34,530,995				34,530,995 40.1%
452 FSG - NON-RESIDENT FEES	9,686,000	3,481,178				3,481,178 35.9%
461 EDUCATIONAL ACTIVITIES/STATE GRANTS	156,000	33,659				33,659 21.6%
471 OTHER SOURCES - Other	7,471,548	817,776				817,776 10.9%
Total University	132,913,127	46,638,389				46,638,389 35.1%

## McNeese State University

Description	Available Budget	Fiscal Year-to-Date: 2020				Total Revenues To Date
		Quarter 1	Quarter 2	Quarter 3	Quarter 4	
Revenue						
400 GENERAL FUND (DIRECT)	16,605,889	4,220,766				4,220,766 25.4%
411 STAT DED - SELF	1,269,937					
413 STAT DED - Calcasieu Parish Fund	2,083,744					
451 FSG - GEN REGISTRATION FEES	49,847,284	24,563,587				24,563,587 49.3%
452 FSG - NON-RESIDENT FEES	931,426	728,610				728,610 78.2%
471 OTHER SOURCES - Other	1,110,410	261,294				261,294 23.5%
Total University	71,848,690	29,774,257				29,774,257 41.4%

## Nicholls State University

Description	Available Budget	Fiscal Year-to-Date: 2020				Total Revenues To Date
		Quarter 1	Quarter 2	Quarter 3	Quarter 4	
Revenue						
400 GENERAL FUND (DIRECT)	14,240,819	3,858,800				3,858,800 27.1%
411 STAT DED - SELF	1,115,040					
440 INTERAGENCY TRANSFERS	250,000					
451 FSG - GEN REGISTRATION FEES	41,093,105	22,384,097				22,384,097 54.5%
452 FSG - NON-RESIDENT FEES	169,595	94,698				94,698 55.8%
461 EDUCATIONAL ACTIVITIES/STATE GRANTS	168,379	78,864				78,864 46.8%
471 OTHER SOURCES - Other	2,886,652	965,640				965,640 33.5%
Total University	59,923,590	27,382,099				27,382,099 45.7%

# UL System - Operating Data Report - Revenues

## Northwestern State University

Description	Available Budget	Fiscal Year-to-Date: 2020				Total Revenues To Date
		Quarter 1	Quarter 2	Quarter 3	Quarter 4	
Revenue						
400 GENERAL FUND (DIRECT)	20,591,028	5,561,958				5,561,958 27.0%
411 STAT DED - SELF	1,300,807					
440 INTERAGENCY TRANSFERS	74,923					
451 FSG - GEN REGISTRATION FEES	61,084,853	34,221,877				34,221,877 56.0%
452 FSG - NON-RESIDENT FEES	564,240	392,452				392,452 69.6%
461 EDUCATIONAL ACTIVITIES/STATE GRANTS	16,801	173				173 1.0%
471 OTHER SOURCES - Other	679,742	121,652				121,652 17.9%
Total University	84,312,394	40,298,112				40,298,112 47.8%

## Southeastern Louisiana University

Description	Available Budget	Fiscal Year-to-Date: 2020				Total Revenues To Date
		Quarter 1	Quarter 2	Quarter 3	Quarter 4	
Revenue						
400 GENERAL FUND (DIRECT)	27,750,156	7,649,619				7,649,619 27.6%
411 STAT DED - SELF	2,061,293					
451 FSG - GEN REGISTRATION FEES	86,608,502	48,033,554				48,033,554 55.5%
452 FSG - NON-RESIDENT FEES	4,141,570	2,165,150				2,165,150 52.3%
461 EDUCATIONAL ACTIVITIES/STATE GRANTS	648,425	625,408				625,408 96.5%
471 OTHER SOURCES - Other	5,904,226	763,982				763,982 12.9%
Total University	127,114,172	59,237,713				59,237,713 46.6%

## University of Louisiana at Lafayette

Description	Available Budget	Fiscal Year-to-Date: 2020				Total Revenues To Date
		Quarter 1	Quarter 2	Quarter 3	Quarter 4	
Revenue						
400 GENERAL FUND (DIRECT)	47,370,919	12,752,644				12,752,644 26.9%
411 STAT DED - SELF	2,655,243					
440 INTERAGENCY TRANSFERS	185,000					
451 FSG - GEN REGISTRATION FEES	122,969,178	49,505,389				49,505,389 40.3%
452 FSG - NON-RESIDENT FEES	6,772,358	1,802,736				1,802,736 26.6%
471 OTHER SOURCES - Other	7,197,989	2,498,921				2,498,921 34.7%
Total University	187,150,687	66,559,690				66,559,690 35.6%

## University of Louisiana at Monroe

Description	Available Budget	Fiscal Year-to-Date: 2020				Total Revenues To Date
		Quarter 1	Quarter 2	Quarter 3	Quarter 4	
Revenue						
400 GENERAL FUND (DIRECT)	29,713,532	6,131,264				6,131,264 20.6%
411 STAT DED - SELF	1,879,249					
451 FSG - GEN REGISTRATION FEES	65,195,910	31,864,575				31,864,575 48.9%
452 FSG - NON-RESIDENT FEES	1,295,000	691,115				691,115 53.4%
461 EDUCATIONAL ACTIVITIES/STATE GRANTS	894,650	150,771				150,771 16.9%
471 OTHER SOURCES - Other	842,150	150,035				150,035 17.8%
Total University	99,820,491	38,987,760				38,987,760 39.1%

# UL System - Operating Data Report - Revenues

## University of New Orleans

Description	Available Budget	Fiscal Year-to-Date: 2020				Total Revenues To Date
		Quarter 1	Quarter 2	Quarter 3	Quarter 4	
Revenue						
400 GENERAL FUND (DIRECT)	24,999,530	6,544,641				6,544,641 26.2%
411 STAT DED - SELF	2,548,228					
451 FSG - GEN REGISTRATION FEES	60,242,238	27,981,115				27,981,115 46.4%
452 FSG - NON-RESIDENT FEES	2,280,207	851,856				851,856 37.4%
461 EDUCATIONAL ACTIVITIES/STATE GRANTS	412,300	56,878				56,878 13.8%
471 OTHER SOURCES - Other	6,811,397	356,484				356,484 5.2%
Total University	97,293,900	35,790,974				35,790,974 36.8%

# UL System - Operating Data Report - Expenses/Expenditures

## Grambling State University

Description	Available Budget	Fiscal Year-to-Date: 2020				Total Expenses To Date
		Quarter 1	Quarter 2	Quarter 3	Quarter 4	
Expenditures by Function						
510 INSTRUCTION	22,397,558	4,059,647				4,059,647 18.1%
511 RESEARCH	855					
513 ACADEMIC SUPPORT	3,323,187	813,207				813,207 24.5%
521 STUDENT SERVICES	2,422,779	494,610				494,610 20.4%
522 INSTITUTIONAL SUPPORT	9,419,380	2,324,724				2,324,724 24.7%
523 SCHOLARSHIPS & FELLOWSHIPS	2,870,455	1,768,063				1,768,063 61.6%
524 OPERATION & MAINT OF PLANT	7,078,100	1,182,995				1,182,995 16.7%
531 ATHLETICS	1,550,640					
Total University	49,062,954	10,643,246				10,643,246 21.7%
Expenditures by Object						
611 SALARIES	25,867,922	5,026,709				5,026,709 19.4%
612 OTHER COMPENSATION	318,356	13,449				13,449 4.2%
613 RELATED BENEFITS	10,202,927	2,342,112				2,342,112 23.0%
621 TRAVEL	446,164	133,615				133,615 29.9%
622 OPERATING SERVICES	4,643,717	749,027				749,027 16.1%
623 SUPPLIES	540,048	86,432				86,432 16.0%
631 PROFESSIONAL SERVICES	1,929,442	243,734				243,734 12.6%
632 OTHER CHARGES/INTERAGENCY	4,577,974	1,791,057				1,791,057 39.1%
633 GENERAL ACQUISITIONS	536,404	6,698				6,698 1.2%
634 LIBRARY ACQUISITIONS	0	250,414				250,414 #Div/0!
Total University	49,062,954	10,643,247				10,643,247 21.7%

# UL System - Operating Data Report - Expenses/Expenditures

## Louisiana Tech University

Description	Available Budget	Fiscal Year-to-Date: 2020				Total Expenses To Date	
		Quarter 1	Quarter 2	Quarter 3	Quarter 4		
Expenditures by Function							
510 INSTRUCTION	40,939,389	7,071,099				7,071,099	17.3%
511 RESEARCH	12,838,925	2,050,051				2,050,051	16.0%
512 PUBLIC SERVICE	130,424	36,628				36,628	28.1%
513 ACADEMIC SUPPORT	12,583,535	2,734,337				2,734,337	21.7%
521 STUDENT SERVICES	4,621,038	1,161,059				1,161,059	25.1%
522 INSTITUTIONAL SUPPORT	11,833,686	3,549,914				3,549,914	30.0%
523 SCHOLARSHIPS & FELLOWSHIPS	36,323,123	11,002,564				11,002,564	30.3%
524 OPERATION & MAINT OF PLANT	10,500,367	3,279,141				3,279,141	31.2%
531 ATHLETICS	3,142,640	785,660				785,660	25.0%
Total University	132,913,127	31,670,453				31,670,453	23.8%
Expenditures by Object							
611 SALARIES	53,335,530	10,150,056				10,150,056	19.0%
612 OTHER COMPENSATION	1,731,094	198,959				198,959	11.5%
613 RELATED BENEFITS	24,319,555	4,371,503				4,371,503	18.0%
621 TRAVEL	628,650	111,312				111,312	17.7%
622 OPERATING SERVICES	7,494,148	2,588,441				2,588,441	34.5%
623 SUPPLIES	1,822,330	502,985				502,985	27.6%
631 PROFESSIONAL SERVICES	188,000	39,906				39,906	21.2%
632 OTHER CHARGES/INTERAGENCY	41,541,474	13,531,767				13,531,767	32.6%
633 GENERAL ACQUISITIONS	416,025	73,470				73,470	17.7%
634 LIBRARY ACQUISITIONS	1,436,321	102,054				102,054	7.1%
Total University	132,913,127	31,670,453				31,670,453	23.8%

# UL System - Operating Data Report - Expenses/Expenditures

## McNeese State University

Description	Available Budget	Fiscal Year-to-Date: 2020				Total Expenses To Date
		Quarter 1	Quarter 2	Quarter 3	Quarter 4	
Expenditures by Function						
510 INSTRUCTION	30,203,618	5,410,157				5,410,157 17.9%
511 RESEARCH	299,051					
513 ACADEMIC SUPPORT	6,630,751	1,598,267				1,598,267 24.1%
521 STUDENT SERVICES	4,393,817	884,812				884,812 20.1%
522 INSTITUTIONAL SUPPORT	9,820,631	3,032,683				3,032,683 30.9%
523 SCHOLARSHIPS & FELLOWSHIPS	6,740,179	3,549,234				3,549,234 52.7%
524 OPERATION & MAINT OF PLANT	6,017,156	1,333,810				1,333,810 22.2%
531 ATHLETICS	3,808,975	952,244				952,244 25.0%
532 OTHER	3,934,512	1,505,256				1,505,256 38.3%
Total University	71,848,690	18,266,463				18,266,463 25.4%
Expenditures by Object						
611 SALARIES	33,454,252	6,904,678				6,904,678 20.6%
612 OTHER COMPENSATION	579,834	128,999				128,999 22.2%
613 RELATED BENEFITS	16,482,278	3,252,182				3,252,182 19.7%
621 TRAVEL	98,039	19,720				19,720 20.1%
622 OPERATING SERVICES	5,038,877	1,679,500				1,679,500 33.3%
623 SUPPLIES	791,106	111,300				111,300 14.1%
631 PROFESSIONAL SERVICES	291,209	39,662				39,662 13.6%
632 OTHER CHARGES/INTERAGENCY	14,837,166	6,034,986				6,034,986 40.7%
633 GENERAL ACQUISITIONS	179,304	51,729				51,729 28.8%
634 LIBRARY ACQUISITIONS	96,625	43,707				43,707 45.2%
Total University	71,848,690	18,266,463				18,266,463 25.4%

# UL System - Operating Data Report - Expenses/Expenditures

## Nicholls State University

Description	Available Budget	Fiscal Year-to-Date: 2020				Total Expenses To Date
		Quarter 1	Quarter 2	Quarter 3	Quarter 4	
Expenditures by Function						
510 INSTRUCTION	31,673,017	5,769,648				5,769,648 18.2%
511 RESEARCH	464,413	45,927				45,927 9.9%
512 PUBLIC SERVICE	250,000					
513 ACADEMIC SUPPORT	6,490,975	1,722,122				1,722,122 26.5%
521 STUDENT SERVICES	3,556,645	760,525				760,525 21.4%
522 INSTITUTIONAL SUPPORT	8,038,930	2,655,529				2,655,529 33.0%
523 SCHOLARSHIPS & FELLOWSHIPS	3,245,114	1,116,270				1,116,270 34.4%
524 OPERATION & MAINT OF PLANT	5,499,698	1,839,651				1,839,651 33.5%
531 ATHLETICS	624,798					
532 OTHER	80,000					
Total University	59,923,590	13,909,672				13,909,672 23.2%
Expenditures by Object						
611 SALARIES	31,745,699	6,985,203				6,985,203 22.0%
612 OTHER COMPENSATION	411,084	94,379				94,379 23.0%
613 RELATED BENEFITS	15,383,996	2,554,227				2,554,227 16.6%
621 TRAVEL	348,960	40,196				40,196 11.5%
622 OPERATING SERVICES	3,487,818	1,422,824				1,422,824 40.8%
623 SUPPLIES	1,058,660	285,503				285,503 27.0%
631 PROFESSIONAL SERVICES	150,360	12,730				12,730 8.5%
632 OTHER CHARGES/INTERAGENCY	6,813,794	2,237,187				2,237,187 32.8%
633 GENERAL ACQUISITIONS	113,698	81,351				81,351 71.6%
634 LIBRARY ACQUISITIONS	409,521	196,072				196,072 47.9%
Total University	59,923,590	13,909,672				13,909,672 23.2%



# UL System - Operating Data Report - Expenses/Expenditures

## Northwestern State University

Description	Available Budget	Fiscal Year-to-Date: 2020				Total Expenses To Date
		Quarter 1	Quarter 2	Quarter 3	Quarter 4	
Expenditures by Function						
510 INSTRUCTION	39,741,565	8,009,090				8,009,090 20.2%
511 RESEARCH	209,136					
512 PUBLIC SERVICE	79,750	19,469				19,469 24.4%
513 ACADEMIC SUPPORT	6,676,573	1,484,708				1,484,708 22.2%
521 STUDENT SERVICES	5,891,691	1,242,629				1,242,629 21.1%
522 INSTITUTIONAL SUPPORT	10,132,422	3,441,279				3,441,279 34.0%
523 SCHOLARSHIPS & FELLOWSHIPS	10,801,159	6,123,358				6,123,358 56.7%
524 OPERATION & MAINT OF PLANT	6,478,178	1,945,906				1,945,906 30.0%
531 ATHLETICS	4,124,803	4,124,803				4,124,803 100.0%
532 OTHER	177,117	70,593				70,593 39.9%
Total University	84,312,394	26,461,835				26,461,835 31.4%
Expenditures by Object						
611 SALARIES	40,691,302	8,536,508				8,536,508 21.0%
612 OTHER COMPENSATION	705,873	163,577				163,577 23.2%
613 RELATED BENEFITS	18,560,350	3,731,187				3,731,187 20.1%
621 TRAVEL	493,851	106,023				106,023 21.5%
622 OPERATING SERVICES	6,744,045	2,999,244				2,999,244 44.5%
623 SUPPLIES	777,674	176,770				176,770 22.7%
631 PROFESSIONAL SERVICES	493,527	169,352				169,352 34.3%
632 OTHER CHARGES/INTERAGENCY	15,371,796	10,508,434				10,508,434 68.4%
633 GENERAL ACQUISITIONS	66,313	17,295				17,295 26.1%
634 LIBRARY ACQUISITIONS	407,663	53,445				53,445 13.1%
Total University	84,312,394	26,461,835				26,461,835 31.4%

# UL System - Operating Data Report - Expenses/Expenditures

## Southeastern Louisiana University

Description	Available Budget	Fiscal Year-to-Date: 2020				Total Expenses To Date
		Quarter 1	Quarter 2	Quarter 3	Quarter 4	
Expenditures by Function						
510 INSTRUCTION	61,223,039	15,906,367				15,906,367 26.0%
511 RESEARCH	507,865	141,143				141,143 27.8%
512 PUBLIC SERVICE	1,821,326	422,797				422,797 23.2%
513 ACADEMIC SUPPORT	13,114,664	3,274,311				3,274,311 25.0%
521 STUDENT SERVICES	7,138,255	1,827,481				1,827,481 25.6%
522 INSTITUTIONAL SUPPORT	14,521,733	4,615,892				4,615,892 31.8%
523 SCHOLARSHIPS & FELLOWSHIPS	12,302,755	7,886,592				7,886,592 64.1%
524 OPERATION & MAINT OF PLANT	13,560,224	4,592,572				4,592,572 33.9%
531 ATHLETICS	2,924,311	1,748,110				1,748,110 59.8%
Total University	127,114,172	40,415,265				40,415,265 31.8%
Expenditures by Object						
611 SALARIES	64,801,486	16,783,194				16,783,194 25.9%
612 OTHER COMPENSATION	1,472,629	408,956				408,956 27.8%
613 RELATED BENEFITS	28,203,685	8,002,108				8,002,108 28.4%
621 TRAVEL	1,019,536	181,627				181,627 17.8%
622 OPERATING SERVICES	10,669,756	3,802,766				3,802,766 35.6%
623 SUPPLIES	2,039,091	327,906				327,906 16.1%
631 PROFESSIONAL SERVICES	1,080,981	149,321				149,321 13.8%
632 OTHER CHARGES/INTERAGENCY	16,440,877	10,065,538				10,065,538 61.2%
633 GENERAL ACQUISITIONS	704,680	80,345				80,345 11.4%
634 LIBRARY ACQUISITIONS	681,451	613,504				613,504 90.0%
Total University	127,114,172	40,415,265				40,415,265 31.8%

# UL System - Operating Data Report - Expenses/Expenditures

## University of Louisiana at Lafayette

Description	Available Budget	Fiscal Year-to-Date: 2020				Total Expenses To Date
		Quarter 1	Quarter 2	Quarter 3	Quarter 4	
Expenditures by Function						
510 INSTRUCTION	79,802,205	23,133,616				23,133,616 29.0%
511 RESEARCH	14,707,526	22,130				22,130 0.2%
512 PUBLIC SERVICE	185,000					
513 ACADEMIC SUPPORT	16,960,560	5,401,447				5,401,447 31.8%
521 STUDENT SERVICES	9,762,369	2,202,184				2,202,184 22.6%
522 INSTITUTIONAL SUPPORT	32,354,612	10,146,841				10,146,841 31.4%
523 SCHOLARSHIPS & FELLOWSHIPS	18,077,554	9,693,606				9,693,606 53.6%
524 OPERATION & MAINT OF PLANT	14,808,245	6,512,093				6,512,093 44.0%
532 OTHER	492,616					
Total University	187,150,687	57,111,917				57,111,917 30.5%
Expenditures by Object						
611 SALARIES	106,070,141	25,811,064				25,811,064 24.3%
612 OTHER COMPENSATION	1,804,390	263,991				263,991 14.6%
613 RELATED BENEFITS	41,554,741	8,698,186				8,698,186 20.9%
621 TRAVEL	583,499	63,590				63,590 10.9%
622 OPERATING SERVICES	14,647,873	11,858,576				11,858,576 81.0%
623 SUPPLIES	1,843,560	246,461				246,461 13.4%
631 PROFESSIONAL SERVICES	972,184	122,425				122,425 12.6%
632 OTHER CHARGES/INTERAGENCY	19,539,049	9,954,502				9,954,502 50.9%
633 GENERAL ACQUISITIONS	85,250	92,835				92,835 108.9%
634 LIBRARY ACQUISITIONS	50,000	287				287 0.6%
Total University	187,150,687	57,111,917				57,111,917 30.5%

# UL System - Operating Data Report - Expenses/Expenditures

## University of Louisiana at Monroe

Description	Available Budget	Fiscal Year-to-Date: 2020				Total Expenses To Date
		Quarter 1	Quarter 2	Quarter 3	Quarter 4	
Expenditures by Function						
510 INSTRUCTION	40,650,536	5,776,419				5,776,419 14.2%
511 RESEARCH	4,512,660	1,121,212				1,121,212 24.8%
512 PUBLIC SERVICE	158,364	37,503				37,503 23.7%
513 ACADEMIC SUPPORT	5,889,634	1,462,799				1,462,799 24.8%
521 STUDENT SERVICES	5,090,460	1,061,945				1,061,945 20.9%
522 INSTITUTIONAL SUPPORT	15,128,266	4,062,038				4,062,038 26.9%
523 SCHOLARSHIPS & FELLOWSHIPS	14,550,364	7,684,833				7,684,833 52.8%
524 OPERATION & MAINT OF PLANT	8,598,642	2,055,078				2,055,078 23.9%
531 ATHLETICS	5,197,018	1,299,254				1,299,254 25.0%
532 OTHER	44,547	43,982				43,982 98.7%
Total University	99,820,491	24,605,063				24,605,063 24.6%
Expenditures by Object						
611 SALARIES	44,451,464	7,996,013				7,996,013 18.0%
612 OTHER COMPENSATION	803,885	162,099				162,099 20.2%
613 RELATED BENEFITS	20,819,763	3,763,344				3,763,344 18.1%
621 TRAVEL	657,309	108,543				108,543 16.5%
622 OPERATING SERVICES	9,346,794	2,635,567				2,635,567 28.2%
623 SUPPLIES	1,530,368	251,740				251,740 16.4%
631 PROFESSIONAL SERVICES	912,512	268,451				268,451 29.4%
632 OTHER CHARGES/INTERAGENCY	20,046,108	9,100,727				9,100,727 45.4%
633 GENERAL ACQUISITIONS	706,888	37,026				37,026 5.2%
634 LIBRARY ACQUISITIONS	545,400	281,553				281,553 51.6%
Total University	99,820,491	24,605,063				24,605,063 24.6%

# UL System - Operating Data Report - Expenses/Expenditures

## University of New Orleans

Description	Available Budget	Fiscal Year-to-Date: 2020				Total Expenses To Date
		Quarter 1	Quarter 2	Quarter 3	Quarter 4	
Expenditures by Function						
510 INSTRUCTION	35,151,948	8,002,784				8,002,78422.8%
511 RESEARCH	5,393,541	1,257,617				1,257,61723.3%
512 PUBLIC SERVICE	90,099					
513 ACADEMIC SUPPORT	12,570,914	2,846,744				2,846,74422.6%
521 STUDENT SERVICES	8,142,980	1,847,229				1,847,22922.7%
522 INSTITUTIONAL SUPPORT	18,936,878	4,074,479				4,074,47921.5%
523 SCHOLARSHIPS & FELLOWSHIPS	7,458,266	4,065,194				4,065,19454.5%
524 OPERATION & MAINT OF PLANT	9,549,274	2,989,128				2,989,12831.3%
Total University	97,293,900	25,083,175				25,083,17525.8%
Expenditures by Object						
611 SALARIES	43,878,825	9,788,735				9,788,73522.3%
612 OTHER COMPENSATION	3,464,271	468,803				468,80313.5%
613 RELATED BENEFITS	17,500,236	4,530,366				4,530,36625.9%
621 TRAVEL	358,652	14,566				14,5664.1%
622 OPERATING SERVICES	12,210,366	3,766,391				3,766,39130.8%
623 SUPPLIES	4,669,124	825,597				825,59717.7%
631 PROFESSIONAL SERVICES	2,024,100	87,321				87,3214.3%
632 OTHER CHARGES/INTERAGENCY	11,740,839	5,299,153				5,299,15345.1%
633 GENERAL ACQUISITIONS	290,204	49,273				49,27317.0%
634 LIBRARY ACQUISITIONS	1,157,283	252,970				252,97021.9%
Total University	97,293,900	25,083,175				25,083,17525.8%

# UL System - 1st Quarter Comparison

## Fiscal 2020

Description	2018	2019	2020	FY 19 to 20
<b>Revenue</b>				
GENERAL FUND (DIRECT)	55,852,143	56,300,133	56,558,991	0.5%
STAT DED - SELF	0	0	0	
STAT DED - Higher Education Initiatives Fund	0	0	0	
STAT DED - Calcasieu Parish Fund	0	0	0	
STAT DED - Calcasieu Visitor Enterprise				
STAT DED - Other				
STAT DED - Overcollections	0	0	0	
INTERAGENCY TRANSFERS	0	0	0	
FSG - GEN REGISTRATION FEES	283,017,774	288,694,917	286,244,473	(0.8%)
FSG - NON-RESIDENT FEES	15,815,626	13,212,840	11,694,031	(11.5%)
EDUCATIONAL ACTIVITIES/STATE GRANTS	2,178,907	2,246,405	1,807,310	(19.5%)
OTHER SOURCES - Other	4,920,148	5,433,685	6,021,777	10.8%
<b>Total Revenue</b>	<b>361,784,598</b>	<b>365,887,980</b>	<b>362,326,582</b>	<b>(1.0%)</b>
<b>Expenditures by Function</b>				
INSTRUCTION	82,468,619	81,839,800	83,138,827	1.6%
RESEARCH	4,363,583	4,278,504	4,638,080	8.4%
PUBLIC SERVICE	481,615	480,779	516,397	7.4%
ACADEMIC SUPPORT	19,400,608	19,612,543	21,337,942	8.8%
STUDENT SERVICES	10,592,202	11,442,360	11,482,474	0.4%
INSTITUTIONAL SUPPORT	32,192,920	35,203,826	37,903,379	7.7%
SCHOLARSHIPS & FELLOWSHIPS	48,723,435	55,035,669	52,889,714	(3.9%)
OPERATION & MAINT OF PLANT	23,339,379	23,444,216	25,730,374	9.8%
ATHLETICS	4,140,303	7,278,305	8,910,071	22.4%
OTHER	1,783,611	1,649,899	1,619,831	(1.8%)
<b>Total Expenditures by Function</b>	<b>227,486,275</b>	<b>240,265,901</b>	<b>248,167,089</b>	<b>3.3%</b>
<b>Expenditures by Object</b>				
SALARIES	93,523,701	95,535,238	97,982,160	2.6%
OTHER COMPENSATION	2,094,629	2,076,935	1,903,212	(8.4%)
RELATED BENEFITS	40,420,110	40,428,830	41,245,215	2.0%
TRAVEL	628,559	769,868	779,192	1.2%
OPERATING SERVICES	26,766,210	27,583,304	31,502,336	14.2%
SUPPLIES	2,722,907	2,804,945	2,814,694	0.3%
PROFESSIONAL SERVICES	1,021,180	1,180,257	1,132,902	(4.0%)
OTHER CHARGES/INTERAGENCY	58,763,867	68,644,562	68,523,351	(0.2%)
GENERAL ACQUISITIONS	635,495	605,238	490,022	(19.0%)
GENERAL ACQUISITIONS/MAJOR REPAIRS	74,351			
LIBRARY ACQUISITIONS	835,266	636,723	1,794,006	181.8%
<b>Total Expenditures by Object</b>	<b>227,486,275</b>	<b>240,265,900</b>	<b>248,167,090</b>	<b>3.3%</b>

# UL System - 1st Quarter Comparison by University

Grambling State University				
Description	2018	2019	2020	FY 19 to 20
<b>Revenue</b>				
GENERAL FUND (DIRECT)	4,268,774	4,000,000	2,064,518	(48.4%)
STAT DED - SELF	0	0	0	
STAT DED - Higher Education Initiatives Fund	0	0	0	
STAT DED - Calcasieu Parish Fund	0	0	0	
STAT DED - Other				
STAT DED - Overcollections	0	0	0	
FSG - GEN REGISTRATION FEES	13,115,482	13,230,208	13,159,284	(0.5%)
FSG - NON-RESIDENT FEES	1,518,433	1,467,271	1,486,236	1.3%
EDUCATIONAL ACTIVITIES/STATE GRANTS	1,210,319	1,306,731	861,557	(34.1%)
OTHER SOURCES - Other	114,038	111,646	85,993	(23.0%)
<b>Total Revenue</b>	<b>20,227,046</b>	<b>20,115,856</b>	<b>17,657,588</b>	<b>(12.2%)</b>
<b>Expenditures by Object</b>				
SALARIES	4,682,617	4,831,897	5,026,709	4.0%
OTHER COMPENSATION	15,956	13,988	13,449	(3.9%)
RELATED BENEFITS	2,102,655	2,167,650	2,342,112	8.0%
TRAVEL	220,824	149,965	133,615	(10.9%)
OPERATING SERVICES	638,355	772,936	749,027	(3.1%)
SUPPLIES	65,693	64,696	86,432	33.6%
PROFESSIONAL SERVICES	290,362	33,488	243,734	627.8%
OTHER CHARGES/INTERAGENCY	1,477,339	1,560,651	1,791,057	14.8%
GENERAL ACQUISITIONS	10,795	21,962	6,698	(69.5%)
LIBRARY ACQUISITIONS	99,192	0	250,414	
<b>Total Expenditures by Object</b>	<b>9,603,788</b>	<b>9,617,233</b>	<b>10,643,247</b>	<b>10.7%</b>
<b>Expenditures by Function</b>				
INSTRUCTION	3,648,813	3,795,733	4,059,647	7.0%
RESEARCH	75	38	0	(100.0%)
PUBLIC SERVICE	0	0	0	
ACADEMIC SUPPORT	501,088	564,129	813,207	44.2%
STUDENT SERVICES	508,416	490,094	494,610	0.9%
INSTITUTIONAL SUPPORT	2,271,211	1,974,657	2,324,724	17.7%
SCHOLARSHIPS & FELLOWSHIPS	1,450,519	1,538,688	1,768,063	14.9%
OPERATION & MAINT OF PLANT	1,223,667	1,253,895	1,182,995	(5.7%)
ATHLETICS	0	0	0	
OTHER	0	0	0	
<b>Total Expenditures by Function</b>	<b>9,603,789</b>	<b>9,617,234</b>	<b>10,643,246</b>	<b>10.7%</b>

# UL System - 1st Quarter Comparison by University

Louisiana Tech University				
Description	2018	2019	2020	FY 19 to 20
<b>Revenue</b>				
GENERAL FUND (DIRECT)	7,291,621	7,378,865	7,774,781	5.4%
STAT DED - SELF	0	0	0	
STAT DED - Higher Education Initiatives Fund	0	0	0	
STAT DED - Calcasieu Parish Fund	0	0	0	
STAT DED - Overcollections	0	0	0	
STAT DED - Other				
FSG - GEN REGISTRATION FEES	34,169,202	33,828,079	34,530,995	2.1%
FSG - NON-RESIDENT FEES	3,715,349	3,633,103	3,481,178	(4.2%)
EDUCATIONAL ACTIVITIES/STATE GRANTS	46,475	33,051	33,659	1.8%
OTHER SOURCES - Other	631,172	555,101	817,776	47.3%
<b>Total Revenue</b>	<b>45,853,819</b>	<b>45,428,199</b>	<b>46,638,389</b>	<b>2.7%</b>
<b>Expenditures by Object</b>				
SALARIES	9,449,949	9,898,541	10,150,056	2.5%
OTHER COMPENSATION	140,881	184,794	198,959	7.7%
RELATED BENEFITS	4,216,144	4,336,741	4,371,503	0.8%
TRAVEL	70,228	98,840	111,312	12.6%
OPERATING SERVICES	2,140,840	2,241,947	2,588,441	15.5%
SUPPLIES	328,631	349,964	502,985	43.7%
PROFESSIONAL SERVICES	24,070	20,952	39,906	90.5%
OTHER CHARGES/INTERAGENCY	16,452,896	15,772,996	13,531,767	(14.2%)
GENERAL ACQUISITIONS	65,170	81,399	73,470	(9.7%)
LIBRARY ACQUISITIONS	180,550	196,590	102,054	(48.1%)
<b>Total Expenditures by Object</b>	<b>33,069,359</b>	<b>33,182,764</b>	<b>31,670,453</b>	<b>(4.6%)</b>
<b>Expenditures by Function</b>				
INSTRUCTION	6,640,257	6,997,889	7,071,099	1.0%
RESEARCH	2,011,926	2,028,025	2,050,051	1.1%
PUBLIC SERVICE	36,635	35,874	36,628	2.1%
ACADEMIC SUPPORT	2,548,059	2,700,655	2,734,337	1.2%
STUDENT SERVICES	1,011,317	1,218,583	1,161,059	(4.7%)
INSTITUTIONAL SUPPORT	3,375,095	3,438,763	3,549,914	3.2%
SCHOLARSHIPS & FELLOWSHIPS	13,754,785	13,971,610	11,002,564	(21.3%)
OPERATION & MAINT OF PLANT	2,905,483	2,791,365	3,279,141	17.5%
ATHLETICS	785,802	0	785,660	
OTHER	0	0	0	
<b>Total Expenditures by Function</b>	<b>33,069,359</b>	<b>33,182,764</b>	<b>31,670,453</b>	<b>(4.6%)</b>



# UL System - 1st Quarter Comparison by University

McNeese State University				
Description	2018	2019	2020	FY 19 to 20
<b>Revenue</b>				
GENERAL FUND (DIRECT)	4,236,392	4,261,025	4,220,766	(0.9%)
STAT DED - SELF		0	0	
STAT DED - Higher Education Initiatives Fund		0	0	
STAT DED - Calcasieu Parish Fund		0	0	
STAT DED - Other				
STAT DED - Overcollections		0	0	
STAT DED - Calcasieu Visitor Enterprise				
FSG - GEN REGISTRATION FEES	23,696,061	23,991,561	24,563,587	2.4%
FSG - NON-RESIDENT FEES	1,258,777	1,014,143	728,610	(28.2%)
EDUCATIONAL ACTIVITIES/STATE GRANTS		0	0	
OTHER SOURCES - Other	143,093	259,229	261,294	0.8%
<b>Total Revenue</b>	<b>29,334,323</b>	<b>29,525,958</b>	<b>29,774,257</b>	<b>0.8%</b>
<b>Expenditures by Object</b>				
SALARIES	6,590,975	6,672,031	6,904,678	3.5%
OTHER COMPENSATION	110,457	138,944	128,999	(7.2%)
RELATED BENEFITS	3,133,347	3,145,809	3,252,182	3.4%
TRAVEL	30,537	33,969	19,720	(41.9%)
OPERATING SERVICES	1,294,714	1,615,848	1,679,500	3.9%
SUPPLIES	130,394	133,708	111,300	(16.8%)
PROFESSIONAL SERVICES	46,680	48,169	39,662	(17.7%)
OTHER CHARGES/INTERAGENCY	6,277,792	6,072,884	6,034,986	(0.6%)
GENERAL ACQUISITIONS	50,324	50,907	51,729	1.6%
LIBRARY ACQUISITIONS	40,977	66,242	43,707	(34.0%)
<b>Total Expenditures by Object</b>	<b>17,706,197</b>	<b>17,978,511</b>	<b>18,266,463</b>	<b>1.6%</b>
<b>Expenditures by Function</b>				
INSTRUCTION	5,213,187	5,346,245	5,410,157	1.2%
RESEARCH		0	0	
PUBLIC SERVICE		0	0	
ACADEMIC SUPPORT	1,455,523	1,509,239	1,598,267	5.9%
STUDENT SERVICES	802,324	806,522	884,812	9.7%
INSTITUTIONAL SUPPORT	2,777,761	2,955,167	3,032,683	2.6%
SCHOLARSHIPS & FELLOWSHIPS	3,627,685	3,577,931	3,549,234	(0.8%)
OPERATION & MAINT OF PLANT	1,186,061	1,291,525	1,333,810	3.3%
ATHLETICS	945,511	952,403	952,244	0.0%
OTHER	1,698,145	1,539,479	1,505,256	(2.2%)
<b>Total Expenditures by Function</b>	<b>17,706,197</b>	<b>17,978,511</b>	<b>18,266,463</b>	<b>1.6%</b>

# UL System - 1st Quarter Comparison by University

Nicholls State University				
Description	2018	2019	2020	FY 19 to 20
<b>Revenue</b>				
GENERAL FUND (DIRECT)	3,840,157	3,933,544	3,858,800	(1.9%)
STAT DED - SELF	0	0	0	
STAT DED - Higher Education Initiatives Fund		0	0	
STAT DED - Calcasieu Parish Fund		0	0	
STAT DED - Other				
STAT DED - Overcollections		0	0	
FSG - GEN REGISTRATION FEES	21,844,595	22,341,373	22,384,097	0.2%
FSG - NON-RESIDENT FEES	99,252	95,017	94,698	(0.3%)
EDUCATIONAL ACTIVITIES/STATE GRANTS	64,758	86,010	78,864	(8.3%)
OTHER SOURCES - Other	600,704	661,846	965,640	45.9%
<b>Total Revenue</b>	<b>26,449,466</b>	<b>27,117,790</b>	<b>27,382,099</b>	<b>1.0%</b>
<b>Expenditures by Object</b>				
SALARIES	5,916,889	6,613,601	6,985,203	5.6%
OTHER COMPENSATION	70,035	59,595	94,379	58.4%
RELATED BENEFITS	2,684,090	2,678,138	2,554,227	(4.6%)
TRAVEL	26,076	31,304	40,196	28.4%
OPERATING SERVICES	1,105,927	1,227,057	1,422,824	16.0%
SUPPLIES	155,302	188,621	285,503	51.4%
PROFESSIONAL SERVICES	4,972	9,844	12,730	29.3%
OTHER CHARGES/INTERAGENCY	2,103,969	2,630,572	2,237,187	(15.0%)
GENERAL ACQUISITIONS	96,133	19,660	81,351	313.8%
LIBRARY ACQUISITIONS	75,453	35,823	196,072	447.3%
<b>Total Expenditures by Object</b>	<b>12,238,846</b>	<b>13,494,215</b>	<b>13,909,672</b>	<b>3.1%</b>
<b>Expenditures by Function</b>				
INSTRUCTION	5,028,029	5,588,631	5,769,648	3.2%
RESEARCH	39,763	41,481	45,927	10.7%
PUBLIC SERVICE	0	0	0	
ACADEMIC SUPPORT	1,458,714	1,267,723	1,722,122	35.8%
STUDENT SERVICES	719,318	766,547	760,525	(0.8%)
INSTITUTIONAL SUPPORT	2,306,841	2,486,857	2,655,529	6.8%
SCHOLARSHIPS & FELLOWSHIPS	1,131,551	1,600,442	1,116,270	(30.3%)
OPERATION & MAINT OF PLANT	1,551,280	1,742,397	1,839,651	5.6%
ATHLETICS	0	0	0	
OTHER	3,350	137	0	(100.0%)
<b>Total Expenditures by Function</b>	<b>12,238,846</b>	<b>13,494,215</b>	<b>13,909,672</b>	<b>3.1%</b>

# UL System - 1st Quarter Comparison by University

Northwestern State University				
Description	2018	2019	2020	FY 19 to 20
<b>Revenue</b>				
GENERAL FUND (DIRECT)	5,213,868	5,400,000	5,561,958	3.0%
STAT DED - SELF		0	0	
STAT DED - Higher Education Initiatives Fund	0	0	0	
STAT DED - Calcasieu Parish Fund		0	0	
STAT DED - Overcollections		0	0	
STAT DED - Other				
FSG - GEN REGISTRATION FEES	33,130,291	33,987,432	34,221,877	0.7%
FSG - NON-RESIDENT FEES	375,198	407,748	392,452	(3.8%)
EDUCATIONAL ACTIVITIES/STATE GRANTS	100	1,432	173	(87.9%)
OTHER SOURCES - Other	125,348	147,874	121,652	(17.7%)
<b>Total Revenue</b>	<b>38,844,805</b>	<b>39,944,486</b>	<b>40,298,112</b>	<b>0.9%</b>
<b>Expenditures by Object</b>				
SALARIES	7,795,829	8,362,536	8,536,508	2.1%
OTHER COMPENSATION	170,475	127,533	163,577	28.3%
RELATED BENEFITS	3,477,437	3,760,361	3,731,187	(0.8%)
TRAVEL	45,964	87,024	106,023	21.8%
OPERATING SERVICES	2,464,501	2,455,529	2,999,244	22.1%
SUPPLIES	120,349	210,689	176,770	(16.1%)
PROFESSIONAL SERVICES	175,024	197,387	169,352	(14.2%)
OTHER CHARGES/INTERAGENCY	5,171,719	9,979,118	10,508,434	5.3%
GENERAL ACQUISITIONS	85,388	43,174	17,295	(59.9%)
LIBRARY ACQUISITIONS	0	49,448	53,445	8.1%
<b>Total Expenditures by Object</b>	<b>19,506,686</b>	<b>25,272,799</b>	<b>26,461,835</b>	<b>4.7%</b>
<b>Expenditures by Function</b>				
INSTRUCTION	7,318,469	8,135,144	8,009,090	(1.5%)
RESEARCH	0	34,971	0	(100.0%)
PUBLIC SERVICE	13,061	28,876	19,469	(32.6%)
ACADEMIC SUPPORT	1,266,541	1,531,057	1,484,708	(3.0%)
STUDENT SERVICES	1,107,885	1,356,284	1,242,629	(8.4%)
INSTITUTIONAL SUPPORT	2,692,716	2,454,284	3,441,279	40.2%
SCHOLARSHIPS & FELLOWSHIPS	5,028,221	5,571,244	6,123,358	9.9%
OPERATION & MAINT OF PLANT	2,041,214	1,770,401	1,945,906	9.9%
ATHLETICS	0	4,324,803	4,124,803	(4.6%)
OTHER	38,579	65,735	70,593	7.4%
<b>Total Expenditures by Function</b>	<b>19,506,686</b>	<b>25,272,799</b>	<b>26,461,835</b>	<b>4.7%</b>

# UL System - 1st Quarter Comparison by University

Southeastern Louisiana University				
Description	2018	2019	2020	FY 19 to 20
<b>Revenue</b>				
GENERAL FUND (DIRECT)	7,574,719	7,547,278	7,649,619	1.4%
STAT DED - SELF		0	0	
STAT DED - Higher Education Initiatives Fund		0	0	
STAT DED - Calcasieu Parish Fund		0	0	
STAT DED - Overcollections		0	0	
STAT DED - Other				
FSG - GEN REGISTRATION FEES	44,901,521	45,923,748	48,033,554	4.6%
FSG - NON-RESIDENT FEES	2,877,163	2,219,999	2,165,150	(2.5%)
EDUCATIONAL ACTIVITIES/STATE GRANTS	556,225	594,185	625,408	5.3%
OTHER SOURCES - Other	1,668,948	1,498,208	763,982	(49.0%)
<b>Total Revenue</b>	<b>57,578,576</b>	<b>57,783,418</b>	<b>59,237,713</b>	<b>2.5%</b>
<b>Expenditures by Object</b>				
SALARIES	15,226,540	15,853,096	16,783,194	5.9%
OTHER COMPENSATION	352,203	357,457	408,956	14.4%
RELATED BENEFITS	7,176,202	7,405,480	8,002,108	8.1%
TRAVEL	68,725	147,281	181,627	23.3%
OPERATING SERVICES	4,101,405	3,491,744	3,802,766	8.9%
SUPPLIES	455,185	406,310	327,906	(19.3%)
PROFESSIONAL SERVICES	21,065	169,415	149,321	(11.9%)
OTHER CHARGES/INTERAGENCY	8,344,533	9,051,657	10,065,538	11.2%
GENERAL ACQUISITIONS/MAJOR REPAIRS	74,351			
GENERAL ACQUISITIONS		172,636	80,345	(53.5%)
LIBRARY ACQUISITIONS	18,303	44,305	613,504	1,284.7%
<b>Total Expenditures by Object</b>	<b>35,838,512</b>	<b>37,099,381</b>	<b>40,415,265</b>	<b>8.9%</b>
<b>Expenditures by Function</b>				
INSTRUCTION	14,623,644	15,217,675	15,906,367	4.5%
RESEARCH	110,205	105,758	141,143	33.5%
PUBLIC SERVICE	393,260	376,248	422,797	12.4%
ACADEMIC SUPPORT	2,561,777	2,535,802	3,274,311	29.1%
STUDENT SERVICES	1,745,491	1,864,512	1,827,481	(2.0%)
INSTITUTIONAL SUPPORT	4,117,994	4,369,559	4,615,892	5.6%
SCHOLARSHIPS & FELLOWSHIPS	6,969,276	7,389,259	7,886,592	6.7%
OPERATION & MAINT OF PLANT	4,191,772	4,105,639	4,592,572	11.9%
ATHLETICS	1,125,093	1,134,929	1,748,110	54.0%
OTHER		0	0	
<b>Total Expenditures by Function</b>	<b>35,838,512</b>	<b>37,099,381</b>	<b>40,415,265</b>	<b>8.9%</b>

# UL System - 1st Quarter Comparison by University

## University of Louisiana at Lafayette

Description	2018	2019	2020	FY 19 to 20
<b>Revenue</b>				
GENERAL FUND (DIRECT)	11,541,271	12,307,801	12,752,644	3.6%
STAT DED - SELF		0	0	
STAT DED - Higher Education Initiatives Fund		0	0	
STAT DED - Calcasieu Parish Fund		0	0	
STAT DED - Overcollections		0	0	
STAT DED - Other				
FSG - GEN REGISTRATION FEES	51,049,451	52,172,805	49,505,389	(5.1%)
FSG - NON-RESIDENT FEES	3,011,280	2,336,292	1,802,736	(22.8%)
EDUCATIONAL ACTIVITIES/STATE GRANTS		0	0	
OTHER SOURCES - Other	1,077,554	1,840,961	2,498,921	35.7%
<b>Total Revenue</b>	<b>66,679,556</b>	<b>68,657,859</b>	<b>66,559,690</b>	<b>(3.1%)</b>
<b>Expenditures by Object</b>				
SALARIES	27,728,995	25,450,236	25,811,064	1.4%
OTHER COMPENSATION	268,514	282,027	263,991	(6.4%)
RELATED BENEFITS	9,908,976	9,041,084	8,698,186	(3.8%)
TRAVEL	70,749	116,869	63,590	(45.6%)
OPERATING SERVICES	9,245,686	10,283,968	11,858,576	15.3%
SUPPLIES	465,320	405,701	246,461	(39.3%)
PROFESSIONAL SERVICES	86,242	111,718	122,425	9.6%
OTHER CHARGES/INTERAGENCY	4,801,196	9,593,116	9,954,502	3.8%
GENERAL ACQUISITIONS	170,929	127,356	92,835	(27.1%)
LIBRARY ACQUISITIONS	469	0	287	
<b>Total Expenditures by Object</b>	<b>52,747,076</b>	<b>55,412,075</b>	<b>57,111,917</b>	<b>3.1%</b>
<b>Expenditures by Function</b>				
INSTRUCTION	26,701,973	22,708,470	23,133,616	1.9%
RESEARCH	294,864	28,309	22,130	(21.8%)
PUBLIC SERVICE		0	0	
ACADEMIC SUPPORT	5,764,180	5,378,640	5,401,447	0.4%
STUDENT SERVICES	2,149,922	2,087,199	2,202,184	5.5%
INSTITUTIONAL SUPPORT	7,254,907	9,942,037	10,146,841	2.1%
SCHOLARSHIPS & FELLOWSHIPS	5,092,200	9,342,732	9,693,606	3.8%
OPERATION & MAINT OF PLANT	5,489,030	5,924,688	6,512,093	9.9%
ATHLETICS		0	0	
OTHER		0	0	
<b>Total Expenditures by Function</b>	<b>52,747,076</b>	<b>55,412,075</b>	<b>57,111,917</b>	<b>3.1%</b>

# UL System - 1st Quarter Comparison by University

University of Louisiana at Monroe				
Description	2018	2019	2020	FY 19 to 20
<b>Revenue</b>				
GENERAL FUND (DIRECT)	5,127,343	5,000,000	6,131,264	22.6%
STAT DED - SELF	0	0	0	
STAT DED - Higher Education Initiatives Fund		0	0	
STAT DED - Calcasieu Parish Fund		0	0	
STAT DED - Other				
STAT DED - Overcollections		0	0	
FSG - GEN REGISTRATION FEES	31,058,512	30,957,022	31,864,575	2.9%
FSG - NON-RESIDENT FEES	832,605	708,220	691,115	(2.4%)
EDUCATIONAL ACTIVITIES/STATE GRANTS	193,203	101,911	150,771	47.9%
OTHER SOURCES - Other	150,439	152,999	150,035	(1.9%)
<b>Total Revenue</b>	<b>37,362,102</b>	<b>36,920,152</b>	<b>38,987,760</b>	<b>5.6%</b>
<b>Expenditures by Object</b>				
SALARIES	7,397,502	7,789,876	7,996,013	2.6%
OTHER COMPENSATION	171,460	177,189	162,099	(8.5%)
RELATED BENEFITS	3,664,359	3,740,614	3,763,344	0.6%
TRAVEL	86,748	84,824	108,543	28.0%
OPERATING SERVICES	2,693,960	2,593,370	2,635,567	1.6%
SUPPLIES	294,700	285,988	251,740	(12.0%)
PROFESSIONAL SERVICES	252,400	146,217	268,451	83.6%
OTHER CHARGES/INTERAGENCY	8,405,319	8,514,334	9,100,727	6.9%
GENERAL ACQUISITIONS	138,473	70,507	37,026	(47.5%)
LIBRARY ACQUISITIONS	296,434	114,398	281,553	146.1%
<b>Total Expenditures by Object</b>	<b>23,401,355</b>	<b>23,517,317</b>	<b>24,605,063</b>	<b>4.6%</b>
<b>Expenditures by Function</b>				
INSTRUCTION	5,566,751	5,632,009	5,776,419	2.6%
RESEARCH	1,135,347	1,125,735	1,121,212	(0.4%)
PUBLIC SERVICE	36,634	39,606	37,503	(5.3%)
ACADEMIC SUPPORT	1,423,331	1,437,300	1,462,799	1.8%
STUDENT SERVICES	925,890	1,062,883	1,061,945	(0.1%)
INSTITUTIONAL SUPPORT	3,814,789	3,444,062	4,062,038	17.9%
SCHOLARSHIPS & FELLOWSHIPS	7,073,562	7,574,679	7,684,833	1.5%
OPERATION & MAINT OF PLANT	2,097,616	2,290,325	2,055,078	(10.3%)
ATHLETICS	1,283,897	866,170	1,299,254	50.0%
OTHER	43,537	44,548	43,982	(1.3%)
<b>Total Expenditures by Function</b>	<b>23,401,354</b>	<b>23,517,317</b>	<b>24,605,063</b>	<b>4.6%</b>

# UL System - 1st Quarter Comparison by University

University of New Orleans				
Description	2018	2019	2020	FY 19 to 20
<b>Revenue</b>				
GENERAL FUND (DIRECT)	6,757,998	6,471,620	6,544,641	1.1%
STAT DED - SELF		0	0	
STAT DED - Higher Education Initiatives Fund		0	0	
STAT DED - Calcasieu Parish Fund		0	0	
STAT DED - Other				
STAT DED - Overcollections		0	0	
FSG - GEN REGISTRATION FEES	30,052,659	32,262,689	27,981,115	(13.3%)
FSG - NON-RESIDENT FEES	2,127,569	1,331,047	851,856	(36.0%)
EDUCATIONAL ACTIVITIES/STATE GRANTS	107,827	123,085	56,878	(53.8%)
OTHER SOURCES - Other	408,852	205,821	356,484	73.2%
<b>Total Revenue</b>	<b>39,454,905</b>	<b>40,394,262</b>	<b>35,790,974</b>	<b>(11.4%)</b>
<b>Expenditures by Object</b>				
SALARIES	8,734,405	10,063,424	9,788,735	(2.7%)
OTHER COMPENSATION	794,648	735,408	468,803	(36.3%)
RELATED BENEFITS	4,056,900	4,152,953	4,530,366	9.1%
TRAVEL	8,708	19,792	14,566	(26.4%)
OPERATING SERVICES	3,080,822	2,900,905	3,766,391	29.8%
SUPPLIES	707,333	759,268	825,597	8.7%
PROFESSIONAL SERVICES	120,365	443,067	87,321	(80.3%)
OTHER CHARGES/INTERAGENCY	5,729,104	5,469,234	5,299,153	(3.1%)
GENERAL ACQUISITIONS	18,283	17,637	49,273	179.4%
LIBRARY ACQUISITIONS	123,888	129,917	252,970	94.7%
<b>Total Expenditures by Object</b>	<b>23,374,456</b>	<b>24,691,605</b>	<b>25,083,175</b>	<b>1.6%</b>
<b>Expenditures by Function</b>				
INSTRUCTION	7,727,496	8,418,004	8,002,784	(4.9%)
RESEARCH	771,403	914,187	1,257,617	37.6%
PUBLIC SERVICE	2,025	175	0	(100.0%)
ACADEMIC SUPPORT	2,421,395	2,687,998	2,846,744	5.9%
STUDENT SERVICES	1,621,639	1,789,736	1,847,229	3.2%
INSTITUTIONAL SUPPORT	3,581,606	4,138,440	4,074,479	(1.5%)
SCHOLARSHIPS & FELLOWSHIPS	4,595,636	4,469,084	4,065,194	(9.0%)
OPERATION & MAINT OF PLANT	2,653,256	2,273,981	2,989,128	31.4%
ATHLETICS		0	0	
OTHER		0	0	
<b>Total Expenditures by Function</b>	<b>23,374,456</b>	<b>24,691,605</b>	<b>25,083,175</b>	<b>1.6%</b>

## UNIVERSITY OF LOUISIANA SYSTEM

### Auxiliary Financial Report

As of the Quarter Ended      September 30, 2019

	Beginning Fund Balance	Year-to-Date Revenues	Projected/ Additional Revenues	Total Expected Revenues	Year-to-Date Expenses	Projected/ Additional Expenses	Total Expected Expenses	Mandatory Net Transfers In (Out) w/Projections	Current Yr. Operating Surplus (Deficit)	Non-Mandatory Net Transfers In (Out) w/Projections	Current Change in Fund Balance	Athletic & Consolidated Fund Balance
Athletics	(\$22,674,613)	\$7,792,826	\$58,567,766	\$66,360,592	\$37,224,533	\$79,701,255	\$116,925,788		(\$50,565,196)	\$48,830,049	(\$1,735,147)	(\$24,409,760)
Contracted Services**		19,308,895	27,787,043	47,095,938	7,986,041	32,969,720	40,955,761	(4,106)	6,136,071	(\$167,578)	5,968,493	
Dining Services (self-op'ed)												
Student Housing (self-op'ed)		39,476,119	42,040,480	81,516,599	22,615,557	26,530,062	49,145,619	(25,030,461)	7,340,519	(\$2,475,155)	4,865,364	
Married Student Housing		296,681	908,856	1,205,537	38,311	457,427	495,738	(24,681)	685,118	(\$7,133)	677,985	
Bookstore (self-operated)		3,182,133	5,449,827	8,631,960	2,652,526	5,879,434	8,531,960		100,000		100,000	
Student Center/Union		4,037,334	5,850,422	9,887,756	2,291,656	6,174,673	8,466,329	(9,348)	1,412,079	(\$278,998)	1,133,081	
Post Office		178,749	211,751	390,500	61,161	403,445	464,606		(74,106)		(74,106)	
Student Health Center		1,698,045	2,153,320	3,851,365	732,895	3,183,921	3,916,816		(65,451)	(\$12,622)	(78,073)	
Vending		3,852	22,148	26,000		100	100		25,900		25,900	
Card Services / Card ID		2,926,364	(926,529)	1,999,835	510,193	1,918,467	2,428,660		(428,825)	(\$6,693)	(435,518)	
Recreation / Wellness		2,946,285	4,152,210	7,098,495	1,121,210	3,916,348	5,037,558	(1,100,000)	960,937	(\$116,537)	844,400	
Print Shop		212,897	812,298	1,025,195	232,973	740,826	973,799		51,396	(\$5,043)	46,353	
Power Plant/Utilities/ Telecommunications		1,675,000	6,226,815	7,901,815	1,627,701	5,816,889	7,444,590	(446,445)	10,780	(\$10,780)		
Auxiliary Mgmt Overhead (Acct'g, utilities, etc.)		127,939	430,483	558,422	2,900,256	3,178,677	6,078,933	(441,126)	(5,961,637)	(\$5,044,573)	(11,006,210)	
Intramural and Other (explain in attachment)		3,718,436	9,610,168	13,328,604	2,748,490	11,119,101	13,867,591	(325,000)	(863,987)	\$27,915	(836,072)	
Total (excluding Athletics)	66,409,016	79,788,729	104,729,292	184,518,021	45,518,970	102,289,090	147,808,060	(27,381,167)	9,328,794	(8,097,197)	1,231,597	67,640,613
Grand Total	\$43,734,403	\$87,581,555	\$163,297,058	\$250,878,613	\$82,743,503	\$181,990,345	\$264,733,848	(\$27,381,167)	(\$41,236,402)	\$40,732,852	(\$503,550)	\$43,230,853





**UNIVERSITY OF LOUISIANA SYSTEM**  
**Contracted Services (Auxiliary) Financial Report**  
**Fiscal Year 2019/2020**

As of the Quarter Ended

September 30, 2019

Outsourced Auxiliary Services	Revenues	Expenses	Mandatory Net Transfers In (Out)	Current Yr. Operating Surplus (Deficit)	Non-Mandatory Net Transfers In (Out)
Dining Services	\$42,995,370	\$39,137,763	(\$1,028)	\$3,856,579	(\$119,814)
Student Housing	\$1,000	\$1,000	\$0	0	\$0
Bookstore	\$2,422,546	\$1,412,433	\$0	1,010,113	\$0
Student Center/Union	\$245,000	\$245,000	\$0	0	\$0
Vending	\$685,000	\$51,115	(\$3,078)	630,807	(\$136)
Card Services / Card ID	\$0	\$0	\$0	0	\$0
				0	
				0	
				0	
				0	
				0	
Grand Total	\$46,348,916	\$40,847,311	(\$4,106)	\$5,497,499	(\$119,950)