

AGENDA
FINANCE COMMITTEE
BOARD OF SUPERVISORS FOR THE
UNIVERSITY OF LOUISIANA SYSTEM
11:00 a.m., Thursday, October 25, 2018*
Room 100, "Louisiana Purchase Room"
Claiborne Conference Center
1201 North Third Street
Baton Rouge, Louisiana

MEMBERS:

Mr. Winfred Sibille, Chair
Mr. Virgil Robinson, Jr., Vice Chair
Dr. John Condos
Mr. Edward Crawford III
Ms. Lola Dunahoe
Mr. Jimmie "Beau" Martin, Jr.

- A. Call to Order
- B. Roll Call
- C. **Consent Agenda:**

Board Agenda Item I.1.

Southeastern Louisiana University's request for approval to execute amended and restated leases with University Facilities, Inc. in connection with the conversion of the interest rate on outstanding debt related to student housing and parking facilities from variable to fixed rates.

Board Agenda Item I.2.

University of Louisiana at Lafayette's request for approval to consolidate two chairs, Dr. J. Robert Rivet/BORSF Eminent Scholar Endowed Chair in Health Informatics and the Acadian Ambulance Service/BORSF Eminent Scholar Endowed Chair in Telehealth, to create The Dr. J. Robert Rivet Endowed Chair and The Acadian Ambulance Service/BORSF Eminent Scholar Endowed Chair in Health Informatics.

**** Executive Session, pursuant to R.S. 42:17, may be required.**

D. Discussion/Action:

Board Agenda Item I.3.

University of Louisiana System's request to approve fees pursuant to Act 293 of the 2017 Regular Session of the Louisiana Legislature.

Board Agenda Item I.4.

University of Louisiana System's discussion of Fiscal Year 2017-18 fourth quarter financial reports and ongoing assurances.

Board Agenda Item I.5.

University of Louisiana System's report on internal and external audit activity for the period of August 20 to October 21, 2018.

E. Other Business

F. Adjournment

**BOARD OF SUPERVISORS FOR THE
UNIVERSITY OF LOUISIANA SYSTEM**

FINANCE COMMITTEE

October 25, 2018

- Item I.1.** Southeastern Louisiana University's request for approval to execute amended and restated leases with University Facilities, Inc. in connection with the conversion of the interest rate on outstanding debt related to student housing and parking facilities from variable to fixed rates.

EXECUTIVE SUMMARY

In 2004, Southeastern Louisiana University (the "*University*") embarked on a major renovation of its housing program, which consisted of 1,509 new beds. To finance a portion of the costs of the renovation, the Louisiana Local Government Environmental Facilities and Community Development Authority (the "*Issuer*") issued \$15,000,000 in Revenue Bonds (Southeastern Louisiana University Student Housing/University Facilities Inc. Project), Series 2004B (the "*Series 2004B Bonds*") and loaned the proceeds thereof to University Facilities, Inc. ("*UFI*"), a private non-profit corporation whose purpose is to support and benefit the University. The Bonds were issued with variable interest rates.

With increases in variable rates in the current municipal bond market, the University desires to convert the interest rate on the debt to fixed interest rates. Following the conversion, the Bonds are expected to bear interest at fixed interest rates and the net interest cost of the Bonds is not expected to exceed 5.0%. The Bonds will maintain a maturity date of August 1, 2034.

The University is proposing to enter into an Amended and Restated Ground and Buildings Lease and an Amended and Restated Agreement to Lease with Option to Purchase between the Board and UFI, to amend and restate the existing Facilities Lease and Ground Lease. The Bonds will be secured by and payable from lease payments paid by the Board, on behalf of the University, to the Corporation pursuant to the Facilities Lease, which are derived from the University's housing revenues. The Board and University have not and will not pledge their full faith and credit or State appropriated funds to make any debt service payments on the Refunding Bonds.

RECOMMENDATION

It is recommended that the following resolution be adopted:

NOW, THEREFORE, BE IT RESOLVED, that the Board of Supervisors for the University of Louisiana System hereby approves Southeastern Louisiana University's request for approval of the form and authorization to execute an Amended and Restated Ground and Buildings Lease Agreement and an Amended and Restated Agreement to Lease with Option to

Purchase, each between the Board, acting on behalf of the University, and University Facilities, Inc., to refinance the Series 2004B Bonds.

BE IT FURTHER RESOLVED, that Southeastern Louisiana University shall obtain final review from UL System staff and legal counsel to the Board, and shall secure all other appropriate approvals from agencies/parties of processes, documents, and administrative requirements prior to execution of documents.

BE IT FURTHER RESOLVED, that the President of the University of Louisiana System, and/or the President of Southeastern Louisiana University, and their designees, are hereby authorized and directed to execute the leases described herein and any and all documents necessary in connection with the conversion of the bonds described herein.

AND FURTHER, that Southeastern Louisiana University will provide the System office with copies of all final executed documents for Board files.

RECEIVED

OCT 02 2018

**UNIVERSITY OF
LOUISIANA SYSTEM**

October 4, 2018

Dr. James B. Henderson
President, University of Louisiana System
1201 North Third Street, Suite 7-300
Baton Rouge, Louisiana 70802


Dear Dr. Henderson:

Southeastern Louisiana University is requesting to place on the Board of Supervisors' agenda for its October 25, 2018 meeting the approval for the execution of amended and restated leases with University Facilities, Inc., in connection with the refinancing of outstanding debt related to existing student housing and parking facilities on the campus of the University.

The Board entered into a Ground and Buildings Lease Agreement with UFI on August 1, 2004, to refinance prior debt and demolish certain existing facilities and to renovate, develop and construct student housing and related facilities. The bonds were refinanced in 2013 and the Series 2004B Bonds continue to bear interest at variable rates. With increases in variable rates in the current municipal bond market, the University desires to seek approval to refinance the Series 2004B Bonds in order to obtain fixed interest rates should market conditions warrant such action.

Your consideration of this request is greatly appreciated.

Sincerely,



John L. Crain
President

Attachments

**BOARD OF SUPERVISORS FOR THE
UNIVERSITY OF LOUISIANA SYSTEM**

FINANCE COMMITTEE

October 25, 2018

- Item I.2.** **University of Louisiana at Lafayette's** request for approval to consolidate two chairs, Dr. J. Robert Rivet/BORSF Eminent Scholar Endowed Chair in Health Informatics and the Acadian Ambulance Service/BORSF Eminent Scholar Endowed Chair in Telehealth, to create *The Dr. J. Robert Rivet Endowed Chair and The Acadian Ambulance Service /BORSF Eminent Scholar Endowed Chair in Health Informatics*.

EXECUTIVE SUMMARY

In 1989, the Louisiana Legislature created the Louisiana Education Quality Support Fund, referred to as "8g," which provides for a \$400,000 matching grant to be awarded upon receipt of \$600,000 in private donations for the establishment of an endowed chair. The law further requires that the appropriate management board authorize the establishment of such endowed chairs prior to submission to the Board of Regents for matching funds.

University of Louisiana at Lafayette requests approval to consolidate two chairs, Dr. J. Robert Rivet/BORSF Eminent Scholar Endowed Chair in Health Informatics and the Acadian Ambulance Service/BORSF Eminent Scholar Endowed Chair in Telehealth, to create *The Dr. J. Robert Rivet Endowed Chair and The Acadian Ambulance Service /BORSF Eminent Scholar Endowed Chair in Health Informatics*.

RECOMMENDATION

It is recommended that the following resolution be adopted:

NOW, THEREFORE, BE IT RESOLVED, that the Board of Supervisors for the University of Louisiana System hereby approves University of Louisiana at Lafayette's request to consolidate two chairs, Dr. J. Robert Rivet/BORSF Eminent Scholar Endowed Chair in Health Informatics and the Acadian Ambulance Service/BORSF Eminent Scholar Endowed Chair in Telehealth, to create *The Dr. J. Robert Rivet Endowed Chair and The Acadian Ambulance Service /BORSF Eminent Scholar Endowed Chair in Health Informatics*.



October 4, 2018

12

Dr. James B. Henderson
President
University of Louisiana System
1201 North Third Street, Suite 7-300
Baton Rouge, LA 70802


Dear Dr. Henderson:

This is a request for approval to consolidate two chairs within the College of Nursing and Allied Health Professions. *Dr. J. Robert Rivet/BORSF Eminent Scholar Endowed Chair in Health Informatics* and the *Acadian Ambulance Service/BORSF Eminent Scholar Endowed Chair in Telehealth* will be combined to create the newly titled *Dr. J. Robert Rivet Endowed Chair & The Acadian Ambulance Service/BORSF Eminent Scholar Endowed Chair in Health Informatics* and *Director, Louisiana Center for Health Innovation*.

Representatives from the University and the UL Foundation met with donors Lafayette General Health and Acadian Companies on December 3, 2015 and have received their approval to effect this linking, and have received enthusiastic support from both of them. Documentation related to this recommendation and correspondence with donor representatives Mr. David Callecod and Dr. Richard Zuschlag are attached.

Please place this item on the agenda for consideration at the October 2018 meeting of the Board of Supervisors.

Sincerely,


E. Joseph Savoie
President

svc

Attachment

C: Dr. Edwin Litloff



UNIVERSITY of
LOUISIANA
L A F A Y E T T E


RECEIVED
OCT 16 2018
Vice President
for Academic Affairs

**College of Nursing and
Allied Health Professions
Office of the Dean**

P.O. Box 43604 • Lafayette, LA 70504-3604
Office: (337) 482-6808
Fax: (337) 482-5649

Université des Acadiens

October 16, 2018

Dr. Jaimie Hebert 
Provost and Vice President for Academic Affairs
University of Louisiana at Lafayette

RECEIVED
OCT 16 2018

Dear Dr. Hebert,

Office of the President

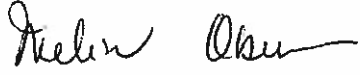
This letter is written to request the consolidation of two endowed chairs in the College of Nursing and Allied Health Professions, the *Acadian Ambulance Service Board of Regents Support Fund Eminent Scholar in Telehealth* and the *Robert J. Rivet/BORSF Eminent Scholar Endowed Chair in Health Informatics*, to create a single position that is more favorable to recruiting a nationally prominent scholar in health informatics and innovation who will hold joint positions in the College of Nursing and Allied Health Professions (Endowed Chair and Professor) and the Louisiana Center for Health Innovation (Director) at the University of Louisiana at Lafayette. The new title for the combined chairs would be the *The Dr. J. Robert Rivet Endowed Chair and the Acadian Ambulance Service/BORSF Eminent Scholar Endowed Chair in Health Informatics and Director, Louisiana Center for Health Innovation*.

Combining these chairs, which are currently vacant, will position the university to recruit one of the nation's leading individuals to the position. We expect to be able to fill the position within the next year. We have had discussions with the donors of both of the chairs involved and they are in agreement with the proposed combination of the two chairs into one.


This proposed action is in concert with recent goals of the Louisiana Board of Regents to have STEM-oriented chairs at or above \$2 million in total value. In addition, combining these two chairs will better position the College of Nursing and Allied Health Professions and the Louisiana Center for Health Innovation to partner to improve population and public health outcomes through translational science, informatics, and innovation, enhancing the university's education, research, and economic development mission.

I appreciate your thoughtful and prompt consideration of this request.

Sincerely,



Dr. Melinda Oberleitner
Dean, College of Nursing and Allied Health Professions
Professor, Department of Nursing
SLEMCO/BORSF Endowed Professor in Nursing

APPROVED: 
JOSEPH SAVOIE, President



UNIVERSITY
OF
LOUISIANA
L a f a y e t t e

Office of the
Vice President for Research

P.O. Box 43610
Lafayette, LA 70504-3610
Office: (337) 482-5811
Fax: (337) 482-5102

Université des Acadiens

Date: March 20, 2016

Mr. Richard Zuschlag
President and CEO
Acadian Companies
302 Hopkins St.
Lafayette, LA 70501

Dear Richard,

I write to update you on our recent activities regarding the *Acadian Ambulance Service Board of Regents Support Fund Eminent Scholar in Telehealth*.

As discussed with you in seeking your consent on December 3rd of last year, we have combined the *Acadian Ambulance Service Board of Regents Support Fund Eminent Scholar in Telehealth* and the *Dr. J. Rivet/BORSF Eminent Scholar Endowed Chair in Health Informatics* to create a single position that is capable of recruiting a nationally prominent scholar in health informatics who will hold joint positions in the College of Nursing and Allied Health (Endowed Chair and Professor) and in the Informatics Research Institute (Director of the *Louisiana Center for Health Informatics*) at the University of Louisiana at Lafayette.

As we discussed, this will enable us to recruit one of the nation's leading individuals to this position and this will ensure that we meet your intentions when you made your generous endowment. As you stated at that time, the endowment should be applied to increase "information and communications technologies to deliver health education, health promotion, and disease prevention, as well as to deliver diagnostics and restorative medical care to remote persons or groups". With a focus on innovative technologies and informatics and with an accomplished researcher directing these efforts, this goal can be achieved. This position will allow advancement of the University's missions in education, research, and community service. In addition, we believe this individual will be a key driver in enabling enhanced collaborations between UL Lafayette and Acadian Companies in the area of health informatics and help you in better serving your stakeholders through research and innovation.

We have initiated the following action since our meeting with you:

- Formally linked the two endowments within the UL Lafayette Foundation.
- Created a Memo of Understanding between the College of Nursing and Allied Health Professions and the Office of the Vice President for Research regarding roles, responsibilities, and additional funding of the position to ensure smooth operations.
- Established a working committee across the Office for Research and the College of Nursing and Allied Health Professions to re-name the Center of Business and Information Technologies (CBIT) within the Informatics Research Institute to the *Louisiana Center for Health Informatics* (LCHI)

and to remove current vestiges of that name and its function from the College of Nursing and Allied Health Professions to the Informatics Research Institute.

- Established a search committee to establish the qualifications and duties of the position and to determine how the search will proceed.

It is anticipated that the search will be initiated before the end of this spring semester. We will schedule a kickoff event including the leadership of Acadian Companies, Lafayette General Health, the University and the community during this summer.

We do recognize the value of your generous endowment and want you to be assured of our careful execution of your intent with regard to this commitment to the University and the community. We will keep you informed regarding all further activities.

Sincerely,



Ramesh Kolluru, Ph.D.
Vice President for Research
University of Louisiana at Lafayette

Cc: Gail Poirrier, Ph.D., Dean and Professor, College of Nursing and Allied Health Professions
Julie Falgout, Ph.D., Executive Director, UL Lafayette Foundation



Office of the
Vice President for Research

P.O. Box 43610
Lafayette, LA 70504-3610
Office: (337) 482-5811
Fax: (337) 482-5102

L'université des Acadiens

Date: March 20, 2016

Mr. David Callecod
Lafayette General Health
1214 Coolidge St.
Lafayette, LA 70503

Dear David,

I write to update you on our recent activities regarding the *Dr. J. Rivet/BORSF Eminent Scholar Endowed Chair in Health Informatics*.

As discussed with you in seeking your consent on December 3rd of last year, we have combined the *Acadian Ambulance Service Board of Regents Support Fund Eminent Scholar in Telehealth* and the *Dr. J. Rivet/BORSF Eminent Scholar Endowed Chair in Health Informatics* to create a single position that is capable of recruiting a nationally prominent scholar in health informatics who will hold joint positions in the College of Nursing and Allied Health (Endowed Chair and Professor) and In the Informatics Research Institute (Director of the *Louisiana Center for Health Informatics*) at the University of Louisiana at Lafayette.

As we discussed, this will enable us to recruit one of the nation's leading individuals to this position and this will ensure that we meet your intentions when you made your generous endowment. As you stated at that time, the endowment should be applied to increase "information and communications technologies to deliver health education, health promotion, and disease prevention, as well as to deliver diagnostics and restorative medical care to remote persons or groups". With a focus on innovative technologies and informatics and with an accomplished researcher directing these efforts, this goal can be achieved. This position will allow advancement of the University's missions in education, research, and community service. In addition, we believe this individual will be a key driver in enabling enhanced collaborations between UL Lafayette and LGH in the area of health informatics and help you in better serving your stakeholders through research and innovation.

We have initiated the following action since our meeting with you:

- Formally linked the two endowments within the UL Lafayette Foundation.
- Created a Memo of Understanding between the College of Nursing and Allied Health Professions and the Office of the Vice President for Research regarding roles, responsibilities, and additional funding of the position to ensure smooth operations.
- Established a working committee across the Office for Research and the College of Nursing and Allied Health Professions to re-name the Center of Business and Information Technologies (CBIT) within the Informatics Research Institute to the *Louisiana Center for Health Informatics (LCHI)*

and to remove current vestiges of that name and its function from the College of Nursing and Allied Health Professions to the Informatics Research Institute.

- Established a search committee to establish the qualifications and duties of the position and to determine how the search will proceed.

It is anticipated that the search will be initiated before the end of this spring semester. We will schedule a kickoff event including the leadership of Acadian Companies, Lafayette General Health, the University and the community during this summer.

We do recognize the value of your generous endowment and want you to be assured of our careful execution of your intent with regard to this commitment to the University and the community. We will keep you informed regarding all further activities.

Sincerely,



Ramesh Kolluru, Ph.D.
Vice President for Research
University of Louisiana at Lafayette

Cc: Gail Poirrier, Ph.D., Dean and Professor, College of Nursing and Allied Health Professions
Julie Falgout, Ph.D., Executive Director, UL Lafayette Foundation

**Finance Committee
Discussion/Action**

**BOARD OF SUPERVISORS FOR THE
UNIVERSITY OF LOUISIANA SYSTEM**

FINANCE COMMITTEE

October 25, 2018

Item I.3. **University of Louisiana System's** request to approve fees pursuant to Act 293 of the 2017 Regular Session of the Louisiana Legislature.

EXECUTIVE SUMMARY

The Board of Supervisors for the University of Louisiana System is authorized by Act 293 of the 2017 Regular Session relative to fees charged to students to establish and adjust fee amounts. The legislation includes the authority to impose per credit fees, to impose differential fees for certain programs exclusive of others, and to charge proportional amounts for part-time students and for summer sessions. Each institution will be required to establish a need-based financial assistance fund in an amount not less than five percent of revenues realized by the institution from fees assessed.

RECOMMENDATION

It is recommended that the following resolution be adopted:

***NOW, THEREFORE, BE IT RESOLVED,** that the Board of Supervisors for the University of Louisiana System hereby approves the University of Louisiana System's request to approve fees pursuant to Act 293 of the 2017 Regular Session of the Louisiana Legislature.*

**University of Louisiana System
Fee Increase
October 25, 2018**

General Fee Increases

McNeese State University	\$15.00 per credit hour increase Faculty and staff salary increases, increase course offerings, and improve student retention
Northwestern State University	\$7.00 per credit hour increase (\$8.00 Graduate) General fee increase
University of Louisiana at Lafayette	\$18.59 per credit hour increase General/auxiliary Fee
University of Louisiana at Monroe	\$10.00 per credit hour (enrolled in 4 to 12 credit hours) Faculty Recruitment and Retention Fee

Incremental Fee for Credit Hours Beyond Full-Time

Louisiana Tech University	\$90.00 per credit hour fee for students enrolled in nine to twelve hours per quarter
University of Louisiana at Monroe	\$36.85 per credit hour fee for students enrolled in thirteen or more credit hours

Miscellaneous Fee Increases

Grambling State University	\$100.00 Technology Enhancement Fee \$45.00 per course increase in the Distance Learning Fee
Southeastern Louisiana University	\$5.30 per credit hour increase (\$9.00 per credit hour total) Student Engagement and Success Fee
University of New Orleans	\$20.00 per credit hour increase for courses in Education and Human Development \$25.00 student parking decal fee increase (\$125.00 total)

**BOARD OF SUPERVISORS FOR THE
UNIVERSITY OF LOUISIANA SYSTEM**

FINANCE COMMITTEE

October 25, 2018

Item I.4. **University of Louisiana System's** discussion of Fiscal Year 2017-18 fourth quarter financial reports and ongoing assurances.

EXECUTIVE SUMMARY

Attached is a summary of the financial activities for the year ended June 30, 2018. This information was obtained from fourth quarter financial reports submitted by each university.

This is a report only and no action by the Board is necessary.

**BOARD OF SUPERVISORS FOR THE
UNIVERSITY OF LOUISIANA SYSTEM**

FINANCE COMMITTEE

October 25, 2018

Revenues:

The UL System reported year-to-date revenues through the third quarter as follows:

1. State General Fund Direct and Statutory Dedicated - \$230.5 million – 99.8% of the budgeted amount. The universities received 100% of their State General Fund appropriations; however, because the universities received 97.3% of the budgeted SELF funds, the total State General Fund Direct and Statutory Dedicated revenues were 0.2% less than budgeted. The State General Fund Direct revenues increased \$4 million, or 1.9%.
2. Self-Generated Funds - \$624.5 million or 97.9% of the budgeted amount
3. Total revenues reported are \$855 million or 98.4% of the budgeted amount

A comparison of fiscal 2018 to fiscal 2017 self-generated revenues through the fourth quarter follows:

REVENUE SOURCE	THROUGH THE 4TH QTR. OF FY18		THROUGH 4TH QTR. OF FY17	
	AMOUNT	% OF BUDGET	AMOUNT	% OF BUDGET
Tuition and Fees	\$598,346,958	98.3%	\$582,540,734	98.1%
Other Sources	\$26,118,889	90.1%	\$26,235,834	107.9%
Total Self-Generated	\$624,465,847	97.9%	\$608,776,568	98.5%

Expenses:

Total expenses for the UL System through the fourth quarter were \$855 million. The UL System reported expenses as of June 30, 2018, as follows:

1. Personal services - \$598.3 million, 98.6% of the available budget for this category
2. Operating services - \$85 million, 96.6% of the available budget for this category
3. Professional services - \$6.8 million, 107.9% of the available budget for this category
4. Other charges - \$152.5 million, 98% of the available budget for this category
5. Acquisitions - \$12.4 million, 74.4% of the available budget for this category

System-wide expenses by function as of March 31, 2018 were as follows:

1. Instruction, research, and student-related – \$621 million, 72.6% of total expenses
2. Institutional support - \$118.1 million, 13.8% of total expenses
3. Operation and maintenance of plant - \$83 million, 9.7% of total expenses
4. Transfers - \$30.8 million, 3.6% of total expenses

Staff Comments:

Revenues

Self-generated revenues through the fourth quarter include tuition and fees for the summer and fall semesters of calendar year 2017, and the spring semester for calendar year 2018 through June 30, 2018.

Total budgeted revenues are up approximately \$21.2 million from 2017.

Universities reporting a decrease in revenues follow:

1. Louisiana Tech University (Tech) – 1.8% decrease from reductions in nonresident fees
2. University of New Orleans (UNO) – 5.5% decrease from decreases in state appropriations and nonresident fees

The reductions in nonresident fees are in accordance with Act No. 455 of the 2016 Regular Session of the Legislature.

Expenses

Expenses through the fourth quarter total \$855 million – 98.4% of the total budget. Total budgeted expenses increased \$21.2 million (2.5%) from 2017. The increase is primarily from increases in salaries and related benefits (pensions and other postemployment benefits – retiree healthcare).

Highlights of Auxiliary Financial Report:

1. Year to date revenues and expenses for auxiliary operations, excluding athletics, total \$168 million and \$148.2 million, respectively. These increases represent increases totaling \$9.6 million (6.1%) and \$18.8 million (14.5%) in revenues and expenses, respectively, from 2017.
2. As of June 30, 2017, Grambling had taken ownership of its housing facilities from the Black and Gold Foundation. This will be the first year that Grambling has reported all of its housing income in its quarterly reports, which impacts the estimates.
3. The decrease in fund balance, after transfers, is \$5.9 million.
4. Universities with current year operating deficits in excess of \$50,000 in specific auxiliary operations, before mandatory and non-mandatory transfers, are:
 - a. Grambling - \$79,820 for the post office.
 - b. Northwestern – \$202,984 for other (rentals and replacements).
 - c. ULL – \$5,819,454 for student housing; \$316,707 for the bookstore; \$116,277 for the student union; \$444,754 for the student health center; \$205,842 for the recreation/wellness center.
 - d. ULM – \$808,632 for the recreation/wellness center.
 - e. UNO –\$1,260,313 operating loss for the Lakefront Arena.

Athletics

1. Total revenues (including mandatory and non-mandatory transfers in of \$49,314,532 million) are \$105,012,041 with expenses totaling \$105,767,866, resulting in an expected current year deficit totaling \$755,825.
2. The universities current year surpluses/(deficits), after non-mandatory transfers from auxiliary and operating funds, follow:
 - a. GSU – \$531,104 current year deficit; \$11,030,750 fund balance deficit
 - b. Tech – \$5,073 current year deficit

- c. McNeese – \$9,016 current year deficit
- d. Nicholls – breakeven for current year; \$510,966 fund balance deficit
- e. Northwestern – \$392,050 current year surplus
- f. Southeastern – \$528,856 current year deficit
- g. ULL – \$95,000 current year surplus
- h. ULM – \$21,174 current year surplus; \$48,907 fund balance deficit
- i. UNO – breakeven; \$4,948,618 fund balance deficit

Staff Comments:

LA Tech's, McNeese's and Southeastern's fund balance surpluses are sufficient to cover their current year deficits.

Other Information

Student enrollment at the nine universities for the spring 2017-2018 semester totaled 84,904, an increase of 1,474 students over the spring 2016-2017 semester.

Specified Restricted Funds:

The cumulative ending fund balances for restricted funds totaled \$66.4 million, a decrease of \$2.7 million from June 30, 2017.

A comparison of the fund balances at June 30, 2018, and June 30, 2017, follows:

Specified Restricted Funds				
	As of June 30,			
	2018	2017	Change	Percent Change
Building Use Fee	19,731,726	18,994,621	737,105	3.88%
Vehicle Registration Fee	3,598,879	3,291,886	306,993	9.33%
Student Technology Fee	10,382,534	10,199,866	182,668	1.79%
Academic Enhancement Fee	9,013,824	8,505,835	507,989	5.97%
Performance Initiatives	102,326	139,141	(36,815)	(26.46%)
Debt/Bond Reserves	3,104,297	4,217,425	(1,113,128)	(26.39%)
Energy Surcharge	6,666,312	7,752,809	(1,086,497)	(14.01%)
Repair/Replacement	10,290,913	10,800,101	(509,188)	(4.71%)
Mineral Lease	3,516,861	5,244,274	(1,727,413)	(32.94%)
Totals	66,407,672	69,145,958	(2,738,286)	(3.96%)

Management's Quarterly Certifications:

No exceptions were noted by campuses. All certifications are available for review in the System office, as well as individual university reports.

This is a report only and no action by the Board is necessary.

UL System - 4th Quarter Comparison

Description	2012	2013	2014	2015	2016	2017	2018	
Revenue								
GENERAL FUND (DIRECT)	311,229,194	269,807,271	129,598,714	217,530,607	125,698,578	209,187,228	213,161,224	1.9%
STAT DED - SELF	15,394,941	14,675,335	15,638,062	15,028,723	15,080,179	13,868,996	12,489,918	-9.9%
STAT DED - Higher Education Initiatives Fund		1,028,232	0	1,351,963	91,828,816	0	3,401,475	
STAT DED - Calcasieu Parish Fund	525,604	403,203	419,794	434,209	483,227	1,703,113	1,465,548	-13.9%
STAT DED - Calcasieu Visitor Enterprise	0	0						
STAT DED - Other	0		103,185,759					
STAT DED - Overcollections				0	0	0	0	
FEDERAL APPROPRIATIONS			0	0	0	0	0	
INTERAGENCY TRANSFERS	78,000	78,000	78,000	78,000	74,923	263,000	78,000	-70.3%
FSG - GEN REGISTRATION FEES	342,916,540	373,506,714	403,513,266	439,495,294	493,278,039	529,687,169	565,351,499	6.7%
FSG - NON-RESIDENT FEES	40,595,477	42,212,631	45,395,634	54,743,582	55,378,204	52,853,565	32,995,459	-37.6%
EDUCATIONAL ACTIVITIES/STATE GRANTS	6,767,514	5,940,905	5,136,828	4,558,476	4,976,176	6,336,965	4,594,481	-27.5%
OTHER SOURCES - Other	24,083,128	26,532,320	25,771,311	23,687,033	21,947,673	19,898,869	21,446,408	7.8%
	741,590,398	734,184,611	728,737,367	756,907,887	808,745,815	833,798,904	854,984,012	2.5%
Expenditures by Function								
INSTRUCTION	336,759,952	322,961,339	312,374,100	321,984,378	335,132,956	340,096,960	352,892,756	3.8%
RESEARCH	42,557,840	33,840,229	32,101,869	31,790,044	33,374,154	32,402,638	37,089,344	14.5%
PUBLIC SERVICE	6,083,672	4,980,900	4,175,021	4,464,332	4,262,830	1,929,209	2,080,516	7.8%
ACADEMIC SUPPORT	69,127,799	63,645,986	62,639,095	66,079,662	68,269,302	69,870,122	75,151,642	7.6%
STUDENT SERVICES	38,154,758	36,201,163	37,658,598	37,917,131	40,979,730	42,798,342	45,530,245	6.4%
INSTITUTIONAL SUPPORT	99,733,435	95,201,295	96,063,123	98,908,412	105,928,797	114,348,143	118,127,525	3.3%
SCHOLARSHIPS & FELLOWSHIPS	71,002,241	73,955,485	82,179,837	98,527,657	116,748,337	119,529,758	110,307,160	-7.7%
OPERATION & MAINT OF PLANT	90,374,966	78,625,471	78,890,715	76,299,604	79,037,080	83,718,830	82,959,818	-0.9%
ATHLETICS	27,476,027	22,331,373	19,577,081	18,222,877	22,017,471	25,442,062	27,296,618	7.3%
OTHER	2,663,818	2,367,638	2,983,413	2,620,895	2,995,164	3,662,842	3,548,388	-3.1%
	783,934,508	734,110,879	728,642,852	756,814,992	808,745,820	833,798,906	854,984,012	2.5%

Description	2012	2013	2014	2015	2016	2017	2018	
Expenditures by Object								
SALARIES	397,770,244	381,858,955	367,157,986	371,454,450	382,981,399	392,465,286	409,950,980	4.5%
OTHER COMPENSATION	11,812,564	10,562,667	10,120,197	11,089,831	11,291,877	11,097,961	10,825,320	-2.5%
RELATED BENEFITS	155,476,926	151,967,339	153,508,338	163,321,994	167,064,645	167,997,803	177,518,914	5.7%
TRAVEL	3,357,474	2,651,378	2,437,450	2,388,229	2,685,310	3,074,663	3,676,858	19.6%
OPERATING SERVICES	59,566,166	52,678,894	54,782,802	53,539,947	61,016,146	67,098,676	68,384,193	1.9%
SUPPLIES	11,891,062	10,073,620	9,989,101	10,108,197	11,066,006	11,589,442	12,948,557	11.7%
PROFESSIONAL SERVICES	5,732,286	5,477,320	5,427,621	4,701,929	5,948,500	6,259,288	6,793,274	8.5%
OTHER CHARGES/INTERAGENCY	127,777,256	112,419,240	118,711,280	132,553,096	156,016,293	161,984,382	152,497,160	-5.9%
GENERAL ACQUISITIONS	5,121,494	3,450,494	2,194,390	2,632,885	4,570,929	3,981,325	4,943,727	24.2%
GENERAL ACQUISITIONS/MAJOR REPAIRS	470,981	228,390	1,118,637	252,465	506,754	2,761,559	2,251,365	-18.5%
LIBRARY ACQUISITIONS	4,958,055	2,742,580	3,195,051	4,771,968	5,597,957	5,488,515	5,193,664	-5.4%
	783,934,508	734,110,877	728,642,853	756,814,991	808,745,816	833,798,900	854,984,012	2.5%

UL System - 4th Quarter Comparison

Description	2012	2013	2014	2015	2016	2017	2018	
Grambling State University								
Revenue								
GENERAL FUND (DIRECT)	17,507,294	15,044,750	7,483,700	13,566,090	15,412,289	13,450,427	12,397,631	-7.8%
STAT DED - SELF	1,051,625		1,027,221	999,614	0	263,824	1,041,497	294.8%
STAT DED - Higher Education Initiatives Fund		1,028,232			0	0	0	
STAT DED - Calcasieu Parish Fund					0	0	0	
STAT DED - Other			6,490,048					
STAT DED - Overcollections					0	0	0	
INTERAGENCY TRANSFERS					0	0	0	
FSG - GEN REGISTRATION FEES	18,594,652	20,244,120	21,401,007	21,118,489	22,539,787	24,069,444	27,159,783	12.8%
FSG -NON-RESIDENT FEES	6,449,348	6,525,970	5,325,375	3,115,719	2,605,157	2,712,984	2,763,161	1.8%
EDUCATIONAL ACTIVITIES/STATE GRANTS	2,736,520	3,130,253	2,647,287	2,400,987	3,058,212	4,209,274	2,456,473	-41.6%
OTHER SOURCES - Other	959,947	881,315	938,954	1,453,714	632,348	890,216	617,389	-30.6%
	47,299,386	46,854,640	45,313,592	42,654,613	44,247,793	45,596,168	46,435,934	1.8%
Expenditures by Function								
INSTRUCTION	23,152,457	22,221,143	19,699,159	19,326,133	19,134,847	19,906,924	20,040,273	0.7%
RESEARCH	66,919	66,617	67,574	252	302	34,202	0	-100.0%
PUBLIC SERVICE	0	0	0	0	0	0	0	
ACADEMIC SUPPORT	3,616,019	3,566,634	3,700,662	3,502,840	3,133,805	2,883,138	2,726,380	-5.4%
STUDENT SERVICES	2,401,961	2,220,763	1,858,147	2,072,684	2,143,218	2,379,167	2,265,201	-4.8%
INSTITUTIONAL SUPPORT	8,120,540	8,461,818	7,668,756	8,136,208	8,446,236	8,785,958	9,050,937	3.0%
SCHOLARSHIPS & FELLOWSHIPS	3,413,141	3,524,560	3,176,866	2,704,009	2,839,399	2,685,722	2,931,512	9.2%
OPERATION & MAINT OF PLANT	7,376,485	5,791,665	7,176,161	6,647,708	6,987,960	7,069,857	6,316,542	-10.7%
ATHLETICS	1,969,671	1,001,440	1,963,704	264,936	1,562,026	1,851,200	3,105,089	67.7%
OTHER	0	0			0	0	0	
	50,117,193	46,854,640	45,311,029	42,654,770	44,247,793	45,596,168	46,435,934	1.8%
Expenditures by Object								
SALARIES	26,597,925	26,347,230	22,721,816	22,702,592	21,877,174	22,403,278	22,651,945	1.1%
OTHER COMPENSATION	282,592	243,563	270,481	239,209	184,863	243,116	195,386	-19.6%
RELATED BENEFITS	10,256,371	10,287,123	9,866,427	9,911,373	10,107,102	10,192,410	10,180,784	-0.1%
TRAVEL	325,960	334,646	301,113	336,192	348,697	409,952	411,448	0.4%
OPERATING SERVICES	4,456,267	4,431,389	4,077,707	3,433,628	3,545,050	4,125,675	3,826,375	-7.3%
SUPPLIES	761,831	595,474	627,657	678,360	879,508	820,222	484,063	-41.0%
PROFESSIONAL SERVICES	1,886,801	1,766,180	1,674,597	1,786,214	2,203,748	2,179,541	2,006,282	-7.9%
OTHER CHARGES/INTERAGENCY	5,515,641	2,836,875	5,323,754	3,072,454	4,494,702	4,679,369	6,208,575	32.7%
GENERAL ACQUISITIONS	33,805	12,160	70,555	27,645	139,847	142,619	69,879	-51.0%
LIBRARY ACQUISITIONS	0	0	376,922	467,103	467,102	399,985	401,197	0.3%
	50,117,193	46,854,640	45,311,029	42,654,770	44,247,793	45,596,167	46,435,934	1.8%

Description	2012	2013	2014	2015	2016	2017	2018	
Louisiana Tech University								
Revenue								
GENERAL FUND (DIRECT)	39,215,685	35,363,966	16,130,352	26,711,053	14,429,396	26,124,853	27,128,500	3.8%
STAT DED - SELF	1,900,751	1,945,521	1,944,231	2,046,724	2,006,685	1,810,409	1,971,250	8.9%
STAT DED - Higher Education Initiatives Fund					12,014,498		0	
STAT DED - Calcasieu Parish Fund					0		0	
STAT DED - Overcollections							0	
STAT DED - Other			12,658,111					
INTERAGENCY TRANSFERS					0		0	
FSG - GEN REGISTRATION FEES	40,198,280	44,002,460	49,116,368	57,017,247	69,121,206	76,341,511	81,449,471	6.7%
FSG - NON-RESIDENT FEES	6,854,592	8,435,442	10,883,129	14,452,757	18,226,725	18,735,441	9,948,362	-46.9%
EDUCATIONAL ACTIVITIES/STATE GRANTS	307,505	106,165	121,426	89,086	96,655	126,091	187,263	48.5%
OTHER SOURCES - Other	4,306,260	4,134,580	4,123,025	4,095,114	3,379,486	3,520,823	3,690,787	4.8%
	92,783,073	93,988,134	94,976,642	104,411,981	119,274,651	126,659,128	124,375,633	-1.8%
Expenditures by Function								
INSTRUCTION	35,477,625	34,554,930	33,096,397	34,070,887	35,731,999	37,726,698	38,901,274	3.1%
RESEARCH	10,564,841	9,994,885	8,652,108	9,854,662	10,096,751	11,144,428	12,303,841	10.4%
PUBLIC SERVICE	131,272	128,457	116,348	127,271	128,195	129,149	129,369	0.2%
ACADEMIC SUPPORT	8,733,953	7,908,584	7,413,026	8,312,600	8,889,867	9,533,968	9,793,905	2.7%
STUDENT SERVICES	3,553,431	3,451,410	3,501,165	3,647,832	4,209,826	4,371,462	4,451,896	1.8%
INSTITUTIONAL SUPPORT	8,707,626	8,283,944	8,022,862	8,355,210	10,376,269	10,619,172	11,300,384	6.4%
SCHOLARSHIPS & FELLOWSHIPS	14,917,016	15,270,591	19,767,739	25,979,600	37,587,511	40,449,184	34,837,324	-13.9%
OPERATION & MAINT OF PLANT	10,293,294	8,941,618	9,363,668	9,206,279	8,831,593	9,292,427	9,265,000	-0.3%
ATHLETICS	5,412,602	5,453,715	5,043,329	4,857,640	3,422,640	3,392,640	3,392,640	0.0%
OTHER	50,647						0	
	97,842,307	93,988,134	94,976,642	104,411,981	119,274,651	126,659,128	124,375,633	-1.8%
Expenditures by Object								
SALARIES	46,153,577	43,794,343	40,769,627	41,911,760	45,582,463	48,309,465	50,605,411	4.8%
OTHER COMPENSATION	1,555,612	1,518,255	1,487,217	1,462,255	1,403,721	1,583,524	1,507,054	-4.8%
RELATED BENEFITS	18,122,266	17,701,379	17,044,687	18,670,929	19,915,243	21,176,734	22,236,431	5.0%
TRAVEL	345,802	335,547	291,118	342,865	380,000	393,419	484,815	23.2%
OPERATING SERVICES	5,701,262	4,957,788	5,696,259	5,749,356	5,987,906	6,034,650	5,966,372	-1.1%
SUPPLIES	1,548,478	1,307,449	1,275,614	1,394,323	1,362,085	1,504,214	1,520,918	1.1%
PROFESSIONAL SERVICES	208,927	145,208	148,714	99,845	133,994	171,065	120,631	-29.5%
OTHER CHARGES/INTERAGENCY	23,153,296	23,523,749	27,474,683	33,412,583	43,124,898	45,784,841	40,216,413	-12.2%
GENERAL ACQUISITIONS	347,713	374,484	275,330	411,502	272,129	382,902	400,639	4.6%
LIBRARY ACQUISITIONS	705,374	329,932	513,393	956,563	1,112,212	1,318,314	1,316,949	-0.1%
	97,842,307	93,988,134	94,976,642	104,411,981	119,274,651	126,659,128	124,375,633	-1.8%

Description	2012	2013	2014	2015	2016	2017	2018	
McNeese State University								
Revenue								
GENERAL FUND (DIRECT)	25,115,123	21,431,349	10,224,503	17,150,879	9,264,878	16,451,174	16,700,736	1.5%
STAT DED - SELF	1,225,746	1,254,618	1,253,786	1,319,881	1,294,060	1,167,486	1,271,208	8.9%
STAT DED - Higher Education Initiatives Fund			0		7,714,311		0	
STAT DED - Calcasieu Parish Fund	525,604	403,203	419,794	434,209	483,227	1,703,113	1,465,548	-13.9%
STAT DED - Calcasieu Visitor Enterprise	0	0						
STAT DED - Other			8,052,661					
STAT DED - Overcollections					0		0	
INTERAGENCY TRANSFERS			0		0		0	
FSG - GEN REGISTRATION FEES	29,721,943	31,843,177	34,820,780	37,901,925	41,428,651	41,404,920	42,434,167	2.5%
FSG - NON-RESIDENT FEES	2,333,076	2,202,109	2,274,253	2,848,008	4,583,451	3,401,546	2,359,046	-30.6%
EDUCATIONAL ACTIVITIES/STATE GRANTS	17,748	7,718	0		0		0	
OTHER SOURCES - Other	447,356	395,811	444,063	387,482	407,874	563,562	849,501	50.7%
	59,386,596	57,537,985	57,489,840	60,042,384	65,176,452	64,691,801	65,080,206	0.6%
Expenditures by Function								
INSTRUCTION	27,316,141	24,683,764	23,110,743	24,661,835	26,308,867	24,710,142	27,636,745	11.8%
RESEARCH	2,838,500	2,976,921	2,742,291	2,479,284	2,191,934	2,495,908	287,018	-88.5%
PUBLIC SERVICE			0		0		0	
ACADEMIC SUPPORT	5,494,522	5,309,942	5,630,247	5,709,530	6,248,714	5,645,853	5,980,646	5.9%
STUDENT SERVICES	3,964,997	3,516,437	3,380,273	3,433,824	3,902,985	4,145,982	4,165,371	0.5%
INSTITUTIONAL SUPPORT	7,604,326	6,764,860	6,780,481	7,687,517	8,068,543	9,428,022	8,503,833	-9.8%
SCHOLARSHIPS & FELLOWSHIPS	4,970,294	4,744,368	5,039,780	5,936,711	7,620,643	6,006,807	6,286,096	4.6%
OPERATION & MAINT OF PLANT	5,352,776	4,251,844	4,967,396	4,990,285	5,149,204	5,130,743	5,284,674	3.0%
ATHLETICS	3,145,385	3,271,393	3,163,901	3,350,798	3,617,545	3,769,421	3,782,044	0.3%
OTHER	2,260,611	2,018,456	2,674,728	1,792,600	2,068,017	3,358,923	3,153,779	-6.1%
	62,947,552	57,537,985	57,489,840	60,042,384	65,176,452	64,691,801	65,080,206	0.6%
Expenditures by Object								
SALARIES	33,639,902	31,305,339	29,583,037	30,333,264	29,938,015	30,270,526	30,614,752	1.1%
OTHER COMPENSATION	656,530	277,290	245,821	583,564	563,863	630,896	596,086	-5.5%
RELATED BENEFITS	13,481,070	12,788,233	12,784,840	13,590,995	13,719,413	13,696,831	14,388,827	5.1%
TRAVEL	130,103	89,200	114,084	107,896	219,745	168,279	148,173	-11.9%
OPERATING SERVICES	3,142,601	1,948,198	2,541,207	3,122,583	3,620,108	3,502,160	3,648,429	4.2%
SUPPLIES	531,624	376,306	418,926	486,530	653,773	537,944	530,399	-1.4%
PROFESSIONAL SERVICES	259,445	226,799	223,637	213,029	237,089	279,523	279,197	-0.1%
OTHER CHARGES/INTERAGENCY	10,875,526	10,347,203	11,292,856	11,400,289	13,732,936	14,598,918	13,622,352	-6.7%
GENERAL ACQUISITIONS	111,328	80,260	187,252	82,555	2,241,116	843,122	1,032,388	22.4%
LIBRARY ACQUISITIONS	119,423	99,157	98,180	121,679	250,394	163,602	219,603	34.2%
	62,947,552	57,537,985	57,489,840	60,042,384	65,176,452	64,691,801	65,080,206	0.6%

Description	2012	2013	2014	2015	2016	2017	2018	
Nicholls State University								
Revenue								
GENERAL FUND (DIRECT)	20,837,789	17,197,459	8,709,396	14,574,135	7,872,387	13,793,347	13,983,559	1.4%
STAT DED - SELF	1,076,237	1,101,587	1,100,857	1,158,891	1,136,220	1,025,085	1,116,156	8.9%
STAT DED - Higher Education Initiatives Fund				0	6,554,867	0	0	
STAT DED - Calcasieu Parish Fund				0		0	0	
STAT DED - Other			6,886,472					
STAT DED - Overcollections				0		0	0	
INTERAGENCY TRANSFERS				0		0	0	
FSG - GEN REGISTRATION FEES	26,096,854	28,274,860	31,330,918	33,801,423	34,828,034	36,773,197	39,312,577	6.9%
FSG - NON-RESIDENT FEES	1,261,887	1,307,961	1,615,677	1,648,955	1,471,842	1,383,262	171,995	-87.6%
EDUCATIONAL ACTIVITIES/STATE GRANTS	333,146	208,527	160,545	122,040	36,111	168,005	145,956	-13.1%
OTHER SOURCES - Other	1,615,335	2,568,435	2,330,634	2,330,158	2,176,415	1,858,539	1,871,579	0.7%
	51,221,248	50,658,829	52,134,499	53,635,602	54,075,876	55,001,435	56,601,822	2.9%
Expenditures by Function								
INSTRUCTION	24,275,090	23,346,457	24,840,115	26,003,264	25,849,124	25,937,585	26,986,319	4.0%
RESEARCH	507,181	445,497	393,750	411,616	387,810	390,275	395,092	1.2%
PUBLIC SERVICE	272,446	46,525		0	0	0	0	
ACADEMIC SUPPORT	6,012,621	5,480,127	5,386,784	5,484,916	5,203,936	5,564,672	5,485,085	-1.4%
STUDENT SERVICES	3,168,154	2,594,545	2,490,575	2,625,756	2,606,716	2,984,871	3,036,850	1.7%
INSTITUTIONAL SUPPORT	7,399,474	6,542,164	6,509,280	6,666,752	7,012,397	7,506,769	7,596,304	1.2%
SCHOLARSHIPS & FELLOWSHIPS	4,171,445	4,533,773	4,762,667	5,072,479	6,142,729	4,709,619	4,269,060	-9.4%
OPERATION & MAINT OF PLANT	5,948,557	5,319,152	5,680,608	5,104,565	4,946,356	5,773,435	6,151,587	6.5%
ATHLETICS	2,239,302	2,239,302	2,059,482	1,622,374	1,680,111	1,880,015	2,502,450	33.1%
OTHER	91,929	111,287	11,238	643,880	246,698	254,194	179,075	-29.6%
	54,086,199	50,658,829	52,134,499	53,635,602	54,075,876	55,001,435	56,601,822	2.9%
Expenditures by Object								
SALARIES	27,847,732	25,848,359	26,007,248	27,086,286	26,826,234	27,179,320	27,766,973	2.2%
OTHER COMPENSATION	433,045	269,178	229,226	282,000	282,924	306,090	359,494	17.4%
RELATED BENEFITS	12,185,680	11,597,556	12,243,491	13,017,165	13,080,254	12,986,486	13,520,681	4.1%
TRAVEL	185,927	102,835	159,951	154,742	127,283	164,927	257,042	55.9%
OPERATING SERVICES	2,686,808	2,666,296	3,118,571	2,799,422	2,628,284	3,779,543	3,946,611	4.4%
SUPPLIES	1,030,365	849,918	977,789	783,656	776,271	1,113,088	1,324,330	19.0%
PROFESSIONAL SERVICES	380,842	410,675	324,628	143,153	197,369	287,824	403,779	40.3%
OTHER CHARGES/INTERAGENCY	8,728,416	8,500,834	8,594,846	8,877,618	9,625,919	8,498,379	8,362,517	-1.6%
GENERAL ACQUISITIONS	97,559	30,466	93,785	107,900	141,797	310,472	258,689	-16.7%
LIBRARY ACQUISITIONS	509,825	382,712	384,964	383,660	389,541	375,306	401,706	7.0%
	54,086,199	50,658,829	52,134,499	53,635,602	54,075,876	55,001,435	56,601,822	2.9%

Description	2012	2013	2014	2015	2016	2017	2018	
Northwestern State University								
Revenue								
GENERAL FUND (DIRECT)	28,666,376	24,775,323	11,875,901	19,998,358	10,805,779	19,061,952	19,797,594	3.9%
STAT DED - SELF	1,314,771	1,339,914	1,284,261		1,325,514	1,195,865	0	-100.0%
STAT DED - Higher Education Initiatives Fund			0	1,351,963	8,997,328	0	1,338,119	
STAT DED - Calcasieu Parish Fund					0	0	0	
STAT DED - Overcollections					0	0	0	
STAT DED - Other			9,283,044					
INTERAGENCY TRANSFERS	78,000	78,000	78,000	78,000	74,923	78,000	78,000	0.0%
FSG - GEN REGISTRATION FEES	33,715,038	37,932,377	40,263,995	43,580,419	45,525,607	53,177,185	58,487,628	10.0%
FSG - NON-RESIDENT FEES	3,530,413	3,714,223	3,581,825	4,087,369	687,041	564,168	538,823	-4.5%
EDUCATIONAL ACTIVITIES/STATE GRANTS	659,946	42,155	52,389	54,602	21,897	13,923	16,951	21.7%
OTHER SOURCES - Other	652,191	447,471	434,072	566,306	575,500	774,329	603,832	-22.0%
	68,616,735	68,329,463	66,853,487	69,717,017	68,013,589	74,865,422	80,860,947	8.0%
Expenditures by Function								
INSTRUCTION	29,228,121	28,151,049	25,340,379	28,962,525	30,046,654	33,099,435	36,825,661	11.3%
RESEARCH	1,363,615	1,314,241	1,243,453	182,676	182,844	202,587	209,136	3.2%
PUBLIC SERVICE	221,131	131,379	51,092	54,134	96,605	70,176	198,110	182.3%
ACADEMIC SUPPORT	5,062,870	4,920,166	4,804,955	4,690,081	5,212,949	5,760,136	6,140,800	6.6%
STUDENT SERVICES	4,646,682	3,965,421	4,847,025	4,510,667	4,948,881	4,924,889	5,364,533	8.9%
INSTITUTIONAL SUPPORT	8,948,769	8,385,420	8,650,961	8,672,870	9,075,259	9,441,749	10,193,417	8.0%
SCHOLARSHIPS & FELLOWSHIPS	8,912,742	10,703,161	11,267,835	12,932,637	8,443,174	11,255,073	9,773,096	-13.2%
OPERATION & MAINT OF PLANT	9,845,817	6,454,817	6,361,711	5,544,424	5,746,716	5,891,725	7,801,506	32.4%
ATHLETICS	4,209,067	4,155,359	4,051,687	4,024,498	4,097,241	4,090,590	4,090,590	0.0%
OTHER	139,921	148,450	234,389	142,505	163,266	129,062	264,098	104.6%
	72,578,735	68,329,463	66,853,487	69,717,017	68,013,589	74,865,422	80,860,947	8.0%
Expenditures by Object								
SALARIES	33,354,304	31,250,250	29,590,730	31,624,098	32,982,596	35,665,385	38,742,900	8.6%
OTHER COMPENSATION	619,834	576,801	612,589	637,305	738,498	683,258	723,746	5.9%
RELATED BENEFITS	13,009,975	12,607,496	12,624,190	13,884,442	14,890,643	15,094,053	16,447,856	9.0%
TRAVEL	354,489	252,559	180,217	186,577	257,449	259,369	384,777	48.4%
OPERATING SERVICES	6,218,063	5,714,482	5,927,276	4,702,075	4,817,995	5,622,201	6,731,379	19.7%
SUPPLIES	951,490	599,078	470,002	451,349	449,990	529,146	1,109,543	109.7%
PROFESSIONAL SERVICES	600,664	352,479	351,095	280,451	214,647	433,931	533,423	22.9%
OTHER CHARGES/INTERAGENCY	13,652,920	15,499,438	15,875,829	17,391,879	12,950,923	15,686,294	14,430,226	-8.0%
GENERAL ACQUISITIONS	3,430,903	1,076,602	844,365	146,321	314,555	550,856	1,365,257	147.8%
LIBRARY ACQUISITIONS	386,093	400,278	377,194	412,520	396,293	340,929	391,840	14.9%
	72,578,735	68,329,463	66,853,487	69,717,017	68,013,589	74,865,422	80,860,947	8.0%

Description	2012	2013	2014	2015	2016	2017	2018	
Southeastern Louisiana University								
Revenue								
GENERAL FUND (DIRECT)	44,418,425	37,178,075	17,188,149	28,851,253	15,586,525	26,898,731	27,437,909	2.0%
STAT DED - SELF	1,989,562	2,036,424	2,035,074	2,142,356	2,100,446	1,895,000	0	-100.0%
STAT DED - Higher Education Initiatives Fund					12,977,970	0	2,063,356	
STAT DED - Calcasieu Parish Fund						0	0	
STAT DED - Other			13,444,075					
STAT DED - Overcollections						0	0	
INTERAGENCY TRANSFERS						0	0	
FSG - GEN REGISTRATION FEES	52,507,438	57,643,765	60,887,125	64,833,813	71,604,951	76,334,190	81,461,492	6.7%
FSG - NON-RESIDENT FEES	4,305,469	4,859,185	5,094,058	5,520,396	5,400,736	5,441,845	4,742,058	-12.9%
EDUCATIONAL ACTIVITIES/STATE GRANTS	425,802	488,097	485,300	499,842	499,672	498,678	557,363	11.8%
OTHER SOURCES - Other	6,625,046	6,749,726	7,270,823	7,643,209	6,655,036	5,539,500	5,831,713	5.3%
	110,271,742	108,955,272	106,404,604	109,490,869	114,825,336	116,607,944	122,093,891	4.7%
Expenditures by Function								
INSTRUCTION	55,909,003	52,886,375	52,902,216	54,910,365	54,724,429	54,220,645	57,382,958	5.8%
RESEARCH	526,672	472,350	365,571	397,145	349,718	422,239	425,456	0.8%
PUBLIC SERVICE	1,484,519	1,448,995	1,477,879	1,551,883	1,486,394	1,529,355	1,612,802	5.5%
ACADEMIC SUPPORT	9,652,306	8,221,503	7,781,658	8,037,791	9,452,004	10,879,012	11,877,430	9.2%
STUDENT SERVICES	5,725,914	5,548,752	5,381,018	5,530,739	5,876,222	6,112,656	6,626,446	8.4%
INSTITUTIONAL SUPPORT	13,128,625	11,586,723	11,430,123	12,488,940	12,653,628	12,923,424	13,759,377	6.5%
SCHOLARSHIPS & FELLOWSHIPS	13,275,094	14,857,535	14,271,391	14,096,408	15,813,445	12,597,865	13,118,390	4.1%
OPERATION & MAINT OF PLANT	13,574,688	11,183,039	11,294,748	10,364,269	11,470,185	14,395,529	14,109,593	-2.0%
ATHLETICS	3,387,500	2,750,000	1,500,000	2,113,329	2,999,311	3,527,219	3,181,439	-9.8%
OTHER	0	0					0	
	116,664,321	108,955,272	106,404,604	109,490,869	114,825,336	116,607,944	122,093,891	4.7%
Expenditures by Object								
SALARIES	60,816,260	57,853,287	56,147,722	57,785,736	57,483,950	57,507,058	60,411,805	5.1%
OTHER COMPENSATION	1,506,369	1,310,553	1,280,798	1,306,925	1,344,248	1,453,365	1,493,679	2.8%
RELATED BENEFITS	22,871,577	22,377,915	22,628,310	24,393,951	24,688,419	24,546,893	26,497,135	7.9%
TRAVEL	697,944	545,079	388,591	350,732	404,825	678,415	784,312	15.6%
OPERATING SERVICES	9,302,609	6,280,301	6,505,909	6,338,160	7,311,012	8,646,208	9,594,131	11.0%
SUPPLIES	1,518,426	1,328,329	1,164,867	1,234,148	1,550,667	1,886,047	1,796,117	-4.8%
PROFESSIONAL SERVICES	414,162	472,087	484,368	389,311	489,916	430,131	933,890	117.1%
OTHER CHARGES/INTERAGENCY	18,932,284	18,559,331	16,685,402	17,439,441	20,270,924	17,421,615	17,575,220	0.9%
GENERAL ACQUISITIONS								
GENERAL ACQUISITIONS/MAJOR REPAIRS	470,981	228,390	1,118,637	252,465	506,754	2,761,559	2,251,365	-18.5%
LIBRARY ACQUISITIONS	133,709	0	0	0	774,621	1,276,653	756,237	-40.8%
	116,664,321	108,955,272	106,404,604	109,490,869	114,825,336	116,607,944	122,093,891	4.7%

Description	2012	2013	2014	2015	2016	2017	2018	
University of Louisiana at Lafayette								
Revenue								
GENERAL FUND (DIRECT)	60,406,249	53,968,471	26,163,476	43,862,785	23,803,922	43,178,690	45,215,717	4.7%
STAT DED - SELF	2,562,843	2,623,208	2,621,470	2,759,665	2,705,679	2,441,034	2,657,900	8.9%
STAT DED - Higher Education Initiatives Fund					19,820,106	0	0	
STAT DED - Calcasieu Parish Fund						0	0	
STAT DED - Overcollections						0	0	
STAT DED - Other			20,933,586					
INTERAGENCY TRANSFERS						185,000	0	-100.0%
FSG - GEN REGISTRATION FEES	58,719,708	65,358,758	72,962,212	80,514,778	99,762,183	105,872,713	117,754,794	11.2%
FSG - NON-RESIDENT FEES	4,792,680	5,658,361	6,669,173	10,070,734	10,921,681	9,216,973	7,555,087	-18.0%
EDUCATIONAL ACTIVITIES/STATE GRANTS							0	
OTHER SOURCES - Other	4,443,876	3,607,174	3,999,642	2,943,349	4,255,661	4,849,839	6,129,644	26.4%
	130,925,356	131,215,972	133,349,559	140,151,311	161,269,232	165,744,249	179,313,142	8.2%
Expenditures by Function								
INSTRUCTION	61,057,243	61,628,348	60,384,111	59,184,107	70,150,444	72,780,335	75,249,430	3.4%
RESEARCH	19,121,303	11,993,690	12,606,768	13,315,342	14,718,428	9,603,888	14,775,694	53.9%
PUBLIC SERVICE	243,000				0	0	0	
ACADEMIC SUPPORT	14,341,346	13,111,948	13,345,957	16,281,694	16,505,450	15,659,407	18,296,779	16.8%
STUDENT SERVICES	5,022,610	5,684,222	5,992,160	6,497,448	7,316,698	7,923,541	8,548,750	7.9%
INSTITUTIONAL SUPPORT	18,126,677	17,312,506	19,023,466	20,810,288	24,452,332	29,573,198	29,181,422	-1.3%
SCHOLARSHIPS & FELLOWSHIPS	6,118,518	7,282,594	7,884,354	10,331,185	14,124,764	16,314,693	18,370,906	12.6%
OPERATION & MAINT OF PLANT	11,547,143	14,153,020	14,088,829	13,731,247	13,525,440	13,889,187	14,890,161	7.2%
ATHLETICS	3,362,500					0	0	
OTHER	81,689	49,644	23,914		475,676	0	0	
	139,022,029	131,215,972	133,349,559	140,151,311	161,269,232	165,744,249	179,313,142	8.2%
Expenditures by Object								
SALARIES	78,194,555	76,987,656	78,031,069	78,549,444	90,530,170	94,139,343	100,477,975	6.7%
OTHER COMPENSATION	1,183,639	1,355,203	1,309,404	1,236,753	1,399,479	1,599,599	1,642,449	2.7%
RELATED BENEFITS	27,733,652	28,264,727	29,793,796	32,720,361	35,262,896	36,075,069	39,175,730	8.6%
TRAVEL	439,722	377,646	368,524	379,869	417,149	378,554	501,349	32.4%
OPERATING SERVICES	9,390,547	12,039,505	12,713,518	12,763,817	12,200,597	13,238,560	14,982,824	13.2%
SUPPLIES	1,658,099	1,595,911	1,551,935	1,409,342	2,012,332	1,847,813	1,791,778	-3.0%
PROFESSIONAL SERVICES	241,319	574,841	656,142	521,587	675,597	795,866	779,916	-2.0%
OTHER CHARGES/INTERAGENCY	18,623,314	8,252,990	8,907,734	11,540,034	17,659,417	17,669,445	19,538,717	10.6%
GENERAL ACQUISITIONS	276,050	1,369,630	17,437	330,505	352,343	0	421,939	
LIBRARY ACQUISITIONS	1,281,132	397,863	0	699,599	759,252	0	465	
	139,022,029	131,215,972	133,349,559	140,151,311	161,269,232	165,744,249	179,313,142	8.2%

Description	2012	2013	2014	2015	2016	2017	2018	
University of Louisiana at Monroe								
Revenue								
GENERAL FUND (DIRECT)	33,186,985	29,039,605	14,256,559	23,821,070	12,866,373	22,893,747	23,937,086	4.6%
STAT DED - SELF	1,813,853	1,856,577	1,855,346	1,953,152	1,914,944	1,727,641	1,881,129	8.9%
STAT DED - Higher Education Initiatives Fund			0		10,713,062	0	0	
STAT DED - Calcasieu Parish Fund			0			0	0	
STAT DED - Other	0		11,480,152					
STAT DED - Overcollections						0	0	
INTERAGENCY TRANSFERS			0			0	0	
FSG - GEN REGISTRATION FEES	35,110,573	38,253,019	42,508,055	46,246,827	55,030,119	60,229,774	61,300,455	1.8%
FSG - NON-RESIDENT FEES	1,990,371	1,206,498	1,335,781	1,846,671	1,841,098	2,646,978	1,576,498	-40.4%
EDUCATIONAL ACTIVITIES/STATE GRANTS	1,166,658	1,007,468	1,014,597	1,028,973	971,196	1,059,137	888,853	-16.1%
OTHER SOURCES - Other	477,726	501,928	530,506	517,851	525,386	791,821	595,153	-24.8%
	73,746,166	71,865,095	72,980,996	75,414,544	83,862,178	89,349,098	90,179,174	0.9%
Expenditures by Function								
INSTRUCTION	35,398,763	32,903,481	32,436,051	33,363,875	34,457,133	35,331,771	34,877,006	-1.3%
RESEARCH	3,591,786	3,237,230	3,000,754	2,781,510	3,000,575	3,457,565	4,457,955	28.9%
PUBLIC SERVICE	225,895	157,840	150,697	155,147	144,574	158,409	139,835	-11.7%
ACADEMIC SUPPORT	5,256,496	5,245,280	4,766,859	4,421,353	4,426,722	5,025,924	4,956,776	-1.4%
STUDENT SERVICES	4,637,859	4,295,945	4,311,764	4,326,341	4,176,183	4,227,146	4,310,766	2.0%
INSTITUTIONAL SUPPORT	11,233,350	10,637,807	10,977,557	10,141,318	11,580,991	12,198,003	13,342,951	9.4%
SCHOLARSHIPS & FELLOWSHIPS	5,554,939	5,758,017	6,710,439	8,875,474	12,587,358	13,473,732	13,680,547	1.5%
OPERATION & MAINT OF PLANT	8,578,291	7,240,194	8,700,801	9,225,262	8,808,543	10,403,202	9,172,784	-11.8%
ATHLETICS	3,750,000	2,275,768	1,794,978	1,989,302	4,638,597	5,029,779	5,197,017	3.3%
OTHER	39,021	39,801	39,144	41,910	41,507	43,569	43,537	-0.1%
	78,266,400	71,791,363	72,889,044	75,321,492	83,862,183	89,349,100	90,179,174	0.9%
Expenditures by Object								
SALARIES	40,747,160	38,001,136	36,217,203	36,167,244	37,625,550	39,153,741	40,709,232	4.0%
OTHER COMPENSATION	706,344	697,092	751,729	796,976	728,417	799,972	790,495	-1.2%
RELATED BENEFITS	16,988,421	16,194,960	15,940,715	16,653,217	17,356,377	17,765,497	18,322,199	3.1%
TRAVEL	308,846	308,479	293,108	304,623	329,156	396,107	455,031	14.9%
OPERATING SERVICES	7,219,576	5,494,112	7,230,495	6,484,765	6,915,323	8,883,258	7,883,539	-11.3%
SUPPLIES	1,418,702	1,333,815	1,357,952	1,409,815	1,369,900	1,499,766	1,328,668	-11.4%
PROFESSIONAL SERVICES	642,382	689,734	859,471	670,920	887,077	774,214	766,981	-0.9%
OTHER CHARGES/INTERAGENCY	9,782,505	8,596,605	9,707,831	11,245,349	17,676,000	18,716,225	19,066,883	1.9%
GENERAL ACQUISITIONS	126,647	161,649	387,608	1,152,208	728,392	1,045,479	481,760	-53.9%
LIBRARY ACQUISITIONS	325,817	313,779	142,933	436,374	245,987	314,836	374,386	18.9%
	78,266,400	71,791,361	72,889,045	75,321,491	83,862,179	89,349,095	90,179,174	0.9%

Description	2012	2013	2014	2015	2016	2017	2018	
University of New Orleans								
Revenue								
GENERAL FUND (DIRECT)	41,875,268	35,808,273	17,566,678	28,994,984	15,657,029	27,334,307	26,562,492	-2.8%
STAT DED - SELF	2,459,553	2,517,486	2,515,816	2,648,440	2,596,631	2,342,652	2,550,778	8.9%
STAT DED - Higher Education Initiatives Fund			0		13,036,674		0	
STAT DED - Calcasieu Parish Fund			0		0		0	
STAT DED - Other			13,957,610					
STAT DED - Overcollections					0		0	
INTERAGENCY TRANSFERS					0		0	
FSG - GEN REGISTRATION FEES	48,252,054	49,954,178	50,222,806	54,480,373	53,437,501	55,484,235	55,991,132	0.9%
FSG - NON-RESIDENT FEES	9,077,641	8,302,882	8,616,363	11,152,973	9,640,473	8,750,368	3,340,429	-61.8%
EDUCATIONAL ACTIVITIES/STATE GRANTS	1,120,189	950,522	655,284	362,946	292,433	261,857	341,622	30.5%
OTHER SOURCES - Other	4,555,391	7,245,880	5,699,591	3,749,850	3,339,967	1,110,240	1,256,810	13.2%
	107,340,096	104,779,221	99,234,148	101,389,566	98,000,708	95,283,659	90,043,263	-5.5%
Expenditures by Function								
INSTRUCTION	44,945,509	42,585,792	40,564,929	41,501,387	38,729,459	36,383,425	34,993,090	-3.8%
RESEARCH	3,977,023	3,338,798	3,029,600	2,367,557	2,445,792	4,651,546	4,235,152	-9.0%
PUBLIC SERVICE	3,505,409	3,067,704	2,379,005	2,575,897	2,407,062	42,120	400	-99.1%
ACADEMIC SUPPORT	10,957,666	9,881,802	9,808,947	9,638,857	9,195,855	8,918,012	9,893,841	10.9%
STUDENT SERVICES	5,033,150	4,923,668	5,896,471	5,271,840	5,799,001	5,728,628	6,760,432	18.0%
INSTITUTIONAL SUPPORT	16,464,048	17,226,053	16,999,637	15,949,309	14,263,142	13,871,848	15,198,900	9.6%
SCHOLARSHIPS & FELLOWSHIPS	9,669,052	7,280,886	9,298,766	12,599,154	11,589,314	12,037,063	7,040,229	-41.5%
OPERATION & MAINT OF PLANT	17,857,915	15,290,122	11,256,793	11,485,565	13,571,083	11,872,725	9,967,971	-16.0%
ATHLETICS		1,184,396			0	1,901,198	2,045,349	7.6%
OTHER		0			0	-122,906	-92,101	-25.1%
	112,409,772	104,779,221	99,234,148	101,389,566	98,000,708	95,283,659	90,043,263	-5.5%
Expenditures by Object								
SALARIES	50,418,829	50,471,355	48,089,534	45,294,026	40,135,247	37,837,170	37,969,987	0.4%
OTHER COMPENSATION	4,868,599	4,314,732	3,932,932	4,544,844	4,645,864	3,798,141	3,516,931	-7.4%
RELATED BENEFITS	20,827,914	20,147,950	20,581,882	20,479,561	18,044,298	16,463,830	16,749,271	1.7%
TRAVEL	568,681	305,387	340,744	224,733	201,006	225,641	249,911	10.8%
OPERATING SERVICES	11,448,433	9,146,823	6,971,860	8,146,141	13,989,871	13,266,421	11,804,533	-11.0%
SUPPLIES	2,472,047	2,087,340	2,144,359	2,260,674	2,011,480	1,851,202	3,062,741	65.4%
PROFESSIONAL SERVICES	1,097,744	839,317	704,969	597,419	909,063	907,193	969,175	6.8%
OTHER CHARGES/INTERAGENCY	18,513,354	16,302,215	14,848,345	18,173,449	16,480,574	18,929,296	13,476,257	-28.8%
GENERAL ACQUISITIONS	697,489	345,243	318,058	374,249	380,750	705,875	913,176	29.4%
LIBRARY ACQUISITIONS	1,496,682	818,859	1,301,465	1,294,470	1,202,555	1,298,890	1,331,281	2.5%
	112,409,772	104,779,221	99,234,148	101,389,566	98,000,708	95,283,659	90,043,263	-5.5%

Operating Data Report

Description	Original Budget	Revised Budget	Contingent Budget	Available Budget	YTD Quarter 1	YTD Quarter 2	YTD Quarter 3	YTD Quarter 4	Total To Date	
2018										
Revenue										
400 GENERAL FUND (DIRECT)	213,161,224	213,161,224	0	213,161,224	55,852,143	56,015,087	53,038,440	48,255,554	213,161,224	100.0%
411 STAT DED - SELF	16,293,872	16,293,872	0	16,293,872	0	0	0	15,891,393	15,891,393	97.5%
412 STAT DED - Higher Education Initiatives	0	0	0	0	0	0	0	0	0	
413 STAT DED - Calcasieu Parish Fund	1,465,548	1,465,548	0	1,465,548	0	0	960,793	504,755	1,465,548	100.0%
414 STAT DED - Overcollections	0	0	0	0	0	0	0	0	0	
421 DUE FROM OTHERS -Settlement Agree	0	0	0	0	0	0	0	0	0	
422 DUE FROM OTHERS -	0	0	0	0	0	0	0	0	0	
431 FEDERAL APPROPRIATIONS	0	0	0	0	0	0	0	0	0	
440 INTERAGENCY TRANSFERS	74,923	74,923	0	74,923	0	0	78,000	0	78,000	104.1%
451 FSG - GEN REGISTRATION FEES	564,020,196	564,071,327	-235,049	563,836,278	283,017,774	116,755,629	134,482,926	31,095,170	565,351,499	100.3%
452 FSG -NON-RESIDENT FEES	44,707,815	44,707,815	0	44,707,815	15,815,626	6,819,466	8,192,777	2,167,590	32,995,459	73.8%
461 EDUCATIONAL ACTIVITIES/STATE GRAN	4,571,016	4,571,016	0	4,571,016	2,178,907	318,828	1,406,902	689,844	4,594,481	100.5%
471 OTHER SOURCES - Other	24,570,118	24,518,987	-164,138	24,354,849	4,920,148	5,093,959	4,695,520	6,736,781	21,446,408	88.1%
	868,864,712	868,864,712	-399,187	868,465,525	361,784,598	185,002,969	202,855,358	105,341,087	854,984,012	98.4%
Expenditures by Function										
510 INSTRUCTION	366,134,404	366,189,886	-125,138	366,064,748	82,468,619	99,462,332	102,116,066	68,845,739	352,892,756	96.4%
511 RESEARCH	32,041,629	32,227,076	0	32,227,076	4,363,583	6,493,422	6,448,458	19,783,881	37,089,344	115.1%
512 PUBLIC SERVICE	1,990,792	1,992,605	0	1,992,605	481,615	522,573	472,570	603,758	2,080,516	104.4%
513 ACADEMIC SUPPORT	77,574,119	77,684,334	0	77,684,334	19,400,608	18,068,999	18,502,899	19,179,136	75,151,642	96.7%
521 STUDENT SERVICES	47,031,912	47,260,348	-10,000	47,250,348	10,592,202	10,856,965	11,377,464	12,703,614	45,530,245	96.4%
522 INSTITUTIONAL SUPPORT	118,079,288	117,554,900	-20,000	117,534,900	32,192,920	26,223,867	28,055,579	31,655,159	118,127,525	100.5%
523 SCHOLARSHIPS & FELLOWSHIPS	117,617,071	117,617,071	-190,049	117,427,022	48,723,435	18,620,481	42,558,018	405,226	110,307,160	93.9%
524 OPERATION & MAINT OF PLANT	82,093,260	82,063,786	-54,000	82,009,786	23,339,379	20,018,415	19,411,448	20,190,576	82,959,818	101.2%
531 ATHLETICS	21,915,746	21,915,746	0	21,915,746	4,140,303	8,963,862	4,038,015	10,154,438	27,296,618	124.6%
532 OTHER	4,386,491	4,358,960	0	4,358,960	1,783,611	100,973	822,078	841,726	3,548,388	81.4%
	868,864,712	868,864,712	-399,187	868,465,525	227,486,275	209,331,890	233,802,594	184,363,253	854,984,012	98.4%
Expenditures by Object										
611 SALARIES	416,970,294	415,772,252	0	415,772,252	93,523,701	106,906,200	112,358,820	97,162,259	409,950,980	98.6%
612 OTHER COMPENSATION	11,714,186	12,205,038	0	12,205,038	2,094,629	3,049,992	2,743,539	2,937,160	10,825,320	88.7%
613 RELATED BENEFITS	181,201,574	181,338,741	0	181,338,741	40,420,110	45,062,781	48,748,581	43,287,442	177,518,914	97.9%
621 TRAVEL	4,044,359	4,109,926	-39,250	4,070,676	628,559	1,560,407	481,856	1,006,036	3,676,858	90.3%
622 OPERATING SERVICES	70,646,804	71,234,961	-49,911	71,185,050	26,766,210	17,149,955	14,205,298	10,262,730	68,384,193	96.1%
623 SUPPLIES	12,654,760	12,874,806	-119,977	12,754,829	2,722,907	3,006,237	2,320,264	4,899,149	12,948,557	101.5%
631 PROFESSIONAL SERVICES	6,300,676	6,296,993	0	6,296,993	1,021,180	1,529,308	1,457,551	2,785,235	6,793,274	107.9%
632 OTHER CHARGES/INTERAGENCY	156,031,932	155,733,825	-190,049	155,543,776	58,763,867	29,070,086	49,351,311	15,311,896	152,497,160	98.0%
633 GENERAL ACQUISITIONS	3,789,402	3,783,745	0	3,783,745	635,495	331,268	609,576	3,367,388	4,943,727	130.7%
633 GENERAL ACQUISITIONS/MAJOR REPAI	610,481	610,481	0	610,481	74,351	139,172	252,112	1,785,730	2,251,365	368.8%
634 LIBRARY ACQUISITIONS	4,900,244	4,903,944	0	4,903,944	835,266	1,526,484	1,273,684	1,558,230	5,193,664	105.9%
	868,864,712	868,864,712	-399,187	868,465,525	227,486,275	209,331,891	233,802,592	184,363,255	854,984,012	98.4%

Operating Data Report

Description	Original Budget	Revised Budget	Contingent Budget	Available Budget	YTD Quarter 1	YTD Quarter 2	YTD Quarter 3	YTD Quarter 4	Total To Date	
Grambling State University										
2018										
Revenue										
400 GENERAL FUND (DIRECT)	12,397,631	12,397,631	0	12,397,631	4,268,774	3,111,113	1,871,644	3,146,100	12,397,631	100.0%
411 STAT DED - SELF	1,070,300	1,070,300	0	1,070,300	0	0	0	1,041,497	1,041,497	97.3%
412 STAT DED - Higher Education Initiatives	0	0	0	0	0	0	0	0	0	
413 STAT DED - Calcasieu Parish Fund	0	0	0	0	0	0	0	0	0	
421 DUE FROM OTHERS -Settlement Agree	0	0	0	0	0	0	0	0	0	
422 DUE FROM OTHERS -	0	0	0	0	0	0	0	0	0	
431 FEDERAL APPROPRIATIONS	0	0	0	0	0	0	0	0	0	
440 INTERAGENCY TRANSFERS	0	0	0	0	0	0	0	0	0	
451 FSG - GEN REGISTRATION FEES	27,445,505	27,445,505	0	27,445,505	13,115,482	5,985	11,186,021	2,852,295	27,159,783	99.0%
452 FSG -NON-RESIDENT FEES	2,744,038	2,744,038	0	2,744,038	1,518,433	-26,318	1,250,448	20,598	2,763,161	100.7%
461 EDUCATIONAL ACTIVITIES/STATE GRAN	2,312,500	2,312,500	0	2,312,500	1,210,319	44,649	1,013,501	188,004	2,456,473	106.2%
471 OTHER SOURCES - Other	468,000	468,000	0	468,000	114,038	144,945	48,800	309,606	617,389	131.9%
	46,437,974	46,437,974	0	46,437,974	20,227,046	3,280,374	15,370,414	7,558,100	46,435,934	100.0%

Louisiana Tech University										
2018										
Revenue										
400 GENERAL FUND (DIRECT)	27,128,500	27,128,500	0	27,128,500	7,291,621	7,100,000	7,200,000	5,536,879	27,128,500	100.0%
411 STAT DED - SELF	2,025,766	2,025,766	0	2,025,766	0	0	0	1,971,250	1,971,250	97.3%
412 STAT DED - Higher Education Initiatives	0	0	0	0	0	0	0	0	0	
413 STAT DED - Calcasieu Parish Fund	0	0	0	0	0	0	0	0	0	
421 DUE FROM OTHERS -Settlement Agree	0	0	0	0	0	0	0	0	0	
422 DUE FROM OTHERS -	0	0	0	0	0	0	0	0	0	
431 FEDERAL APPROPRIATIONS	0	0	0	0	0	0	0	0	0	
440 INTERAGENCY TRANSFERS	0	0	0	0	0	0	0	0	0	
451 FSG - GEN REGISTRATION FEES	81,690,000	81,690,000	0	81,690,000	34,169,202	22,703,130	24,647,770	-70,631	81,449,471	99.7%
452 FSG -NON-RESIDENT FEES	18,015,000	18,015,000	0	18,015,000	3,715,349	3,248,511	3,029,201	-44,699	9,948,362	55.2%
461 EDUCATIONAL ACTIVITIES/STATE GRAN	208,180	208,180	0	208,180	46,475	47,402	55,247	38,139	187,263	90.0%
471 OTHER SOURCES - Other	3,442,468	3,442,468	0	3,442,468	631,172	980,143	901,526	1,177,946	3,690,787	107.2%
	132,509,914	132,509,914	0	132,509,914	45,853,819	34,079,186	35,833,744	8,608,884	124,375,633	93.9%

Description	Original Budget	Revised Budget	Contingent Budget	Available Budget	YTD Quarter 1	YTD Quarter 2	YTD Quarter 3	YTD Quarter 4	Total To Date	
McNeese State University										
2018										
Revenue										
400 GENERAL FUND (DIRECT)	16,700,736	16,700,736	0	16,700,736	4,236,392	4,149,295	4,149,296	4,165,753	16,700,736	100.0%
411 STAT DED - SELF	1,306,364	1,306,364	0	1,306,364	0	0	0	1,271,208	1,271,208	97.3%
412 STAT DED - Higher Education Initiatives	0	0	0	0	0	0	0	0	0	
413 STAT DED - Calcasieu Parish Fund	1,465,548	1,465,548	0	1,465,548	0	0	960,793	504,755	1,465,548	100.0%
421 DUE FROM OTHERS -Settlement Agree	0	0	0	0	0	0	0	0	0	
422 DUE FROM OTHERS -	0	0	0	0	0	0	0	0	0	
431 FEDERAL APPROPRIATIONS	0	0	0	0	0	0	0	0	0	
440 INTERAGENCY TRANSFERS	0	0	0	0	0	0	0	0	0	
451 FSG - GEN REGISTRATION FEES	46,091,396	46,091,396	0	46,091,396	23,696,061	16,341,520	2,371,546	25,040	42,434,167	92.1%
452 FSG -NON-RESIDENT FEES	2,250,000	2,250,000	0	2,250,000	1,258,777	990,072	123,772	-13,575	2,359,046	104.8%
461 EDUCATIONAL ACTIVITIES/STATE GRAN	0	0	0	0	0	0	0	0	0	
471 OTHER SOURCES - Other	547,724	547,724	0	547,724	143,093	163,199	227,733	315,476	849,501	155.1%
	68,361,768	68,361,768	0	68,361,768	29,334,323	21,644,086	7,833,140	6,268,657	65,080,206	95.2%

Nicholls State University **2018**

Revenue										
400 GENERAL FUND (DIRECT)	13,983,559	13,983,559	0	13,983,559	3,840,157	3,375,000	3,375,000	3,393,402	13,983,559	100.0%
411 STAT DED - SELF	1,147,024	1,147,024	0	1,147,024	0	0	0	1,116,156	1,116,156	97.3%
412 STAT DED - Higher Education Initiatives	0	0	0	0	0	0	0	0	0	
413 STAT DED - Calcasieu Parish Fund	0	0	0	0	0	0	0	0	0	
421 DUE FROM OTHERS -Settlement Agree	0	0	0	0	0	0	0	0	0	
422 DUE FROM OTHERS -	0	0	0	0	0	0	0	0	0	
431 FEDERAL APPROPRIATIONS	0	0	0	0	0	0	0	0	0	
440 INTERAGENCY TRANSFERS	0	0	0	0	0	0	0	0	0	
451 FSG - GEN REGISTRATION FEES	38,924,999	38,924,999	-235,049	38,689,950	21,844,595	15,940,761	1,520,715	6,506	39,312,577	101.6%
452 FSG -NON-RESIDENT FEES	154,500	154,500	0	154,500	99,252	78,346	-5,603	0	171,995	111.3%
461 EDUCATIONAL ACTIVITIES/STATE GRAN	160,033	160,033	0	160,033	64,758	13,904	19,761	47,533	145,956	91.2%
471 OTHER SOURCES - Other	2,578,199	2,578,199	0	2,578,199	600,704	1,195,881	121,889	-46,895	1,871,579	72.6%
	56,948,314	56,948,314	-235,049	56,713,265	26,449,466	20,603,892	5,031,762	4,516,702	56,601,822	99.8%

Description	Original Budget	Revised Budget	Contingent Budget	Available Budget	YTD Quarter 1	YTD Quarter 2	YTD Quarter 3	YTD Quarter 4	Total To Date	
Northwestern State University 2018										
Revenue										
400 GENERAL FUND (DIRECT)	19,797,594	19,797,594	0	19,797,594	5,213,868	5,100,000	5,410,920	4,072,806	19,797,594	100.0%
411 STAT DED - SELF	1,338,119	1,338,119	0	1,338,119	0	0	0	1,338,119	1,338,119	100.0%
412 STAT DED - Higher Education Initiatives	0	0	0	0	0	0	0	0	0	
413 STAT DED - Calcasieu Parish Fund	0	0	0	0	0	0	0	0	0	
421 DUE FROM OTHERS -Settlement Agree	0	0	0	0	0	0	0	0	0	
422 DUE FROM OTHERS -	0	0	0	0	0	0	0	0	0	
431 FEDERAL APPROPRIATIONS	0	0	0	0	0	0	0	0	0	
440 INTERAGENCY TRANSFERS	74,923	74,923	0	74,923	0	0	78,000	0	78,000	104.1%
451 FSG - GEN REGISTRATION FEES	56,120,282	56,171,413	0	56,171,413	33,130,291	23,554,621	1,845,403	-42,687	58,487,628	104.1%
452 FSG -NON-RESIDENT FEES	584,846	584,846	0	584,846	375,198	391,673	-218,155	-9,893	538,823	92.1%
461 EDUCATIONAL ACTIVITIES/STATE GRAN	22,741	22,741	0	22,741	100	15,761	890	200	16,951	74.5%
471 OTHER SOURCES - Other	823,258	772,127	-119,977	652,150	125,348	107,437	149,062	221,985	603,832	92.6%
	78,761,763	78,761,763	-119,977	78,641,786	38,844,805	29,169,492	7,266,120	5,580,530	80,860,947	102.8%

Southeastern Louisiana University 2018

Revenue										
400 GENERAL FUND (DIRECT)	27,437,909	27,437,909	0	27,437,909	7,574,719	7,367,001	7,401,000	5,095,189	27,437,909	100.0%
411 STAT DED - SELF	2,120,419	2,120,419	0	2,120,419	0	0	0	2,063,356	2,063,356	97.3%
412 STAT DED - Higher Education Initiatives	0	0	0	0	0	0	0	0	0	
413 STAT DED - Calcasieu Parish Fund	0	0	0	0	0	0	0	0	0	
421 DUE FROM OTHERS -Settlement Agree	0	0	0	0	0	0	0	0	0	
422 DUE FROM OTHERS -	0	0	0	0	0	0	0	0	0	
431 FEDERAL APPROPRIATIONS	0	0	0	0	0	0	0	0	0	
440 INTERAGENCY TRANSFERS	0	0	0	0	0	0	0	0	0	
451 FSG - GEN REGISTRATION FEES	80,996,950	80,996,950	0	80,996,950	44,901,521	-42,479	36,624,462	-22,012	81,461,492	100.6%
452 FSG -NON-RESIDENT FEES	5,539,767	5,539,767	0	5,539,767	2,877,163	-231,358	2,106,131	-9,878	4,742,058	85.6%
461 EDUCATIONAL ACTIVITIES/STATE GRAN	607,212	607,212	0	607,212	556,225	-2,137	1,624	1,651	557,363	91.8%
471 OTHER SOURCES - Other	3,228,170	3,228,170	-44,161	3,184,009	1,668,948	1,113,554	1,463,032	1,586,179	5,831,713	183.2%
	119,930,427	119,930,427	-44,161	119,886,266	57,578,576	8,204,581	47,596,249	8,714,485	122,093,891	101.8%

Description	Original Budget	Revised Budget	Contingent Budget	Available Budget	YTD Quarter 1	YTD Quarter 2	YTD Quarter 3	YTD Quarter 4	Total To Date	
University of Louisiana at Lafayette 2018										
Revenue										
400 GENERAL FUND (DIRECT)	45,215,717	45,215,717	0	45,215,717	11,541,271	11,182,678	11,119,470	11,372,298	45,215,717	100.0%
411 STAT DED - SELF	2,731,406	2,731,406	0	2,731,406	0	0	0	2,657,900	2,657,900	97.3%
412 STAT DED - Higher Education Initiatives	0	0	0	0	0	0	0	0	0	0
413 STAT DED - Calcasieu Parish Fund	0	0	0	0	0	0	0	0	0	0
421 DUE FROM OTHERS -Settlement Agree	0	0	0	0	0	0	0	0	0	0
422 DUE FROM OTHERS -	0	0	0	0	0	0	0	0	0	0
431 FEDERAL APPROPRIATIONS	0	0	0	0	0	0	0	0	0	0
440 INTERAGENCY TRANSFERS	0	0	0	0	0	0	0	0	0	0
451 FSG - GEN REGISTRATION FEES	113,406,980	113,406,980	0	113,406,980	51,049,451	37,712,969	3,983,895	25,008,479	117,754,794	103.8%
452 FSG -NON-RESIDENT FEES	9,270,845	9,270,845	0	9,270,845	3,011,280	2,438,327	14,094	2,091,386	7,555,087	81.5%
461 EDUCATIONAL ACTIVITIES/STATE GRAN	0	0	0	0	0	0	0	0	0	0
471 OTHER SOURCES - Other	4,261,700	4,261,700	0	4,261,700	1,077,554	1,091,411	1,311,030	2,649,649	6,129,644	143.8%
	174,886,648	174,886,648	0	174,886,648	66,679,556	52,425,385	16,428,489	43,779,712	179,313,142	102.5%

University of Louisiana at Monroe 2018										
Revenue										
400 GENERAL FUND (DIRECT)	23,937,086	23,937,086	0	23,937,086	5,127,343	8,000,000	5,785,112	5,024,631	23,937,086	100.0%
411 STAT DED - SELF	1,933,153	1,933,153	0	1,933,153	0	0	0	1,881,129	1,881,129	97.3%
412 STAT DED - Higher Education Initiatives	0	0	0	0	0	0	0	0	0	0
413 STAT DED - Calcasieu Parish Fund	0	0	0	0	0	0	0	0	0	0
421 DUE FROM OTHERS -Settlement Agree	0	0	0	0	0	0	0	0	0	0
422 DUE FROM OTHERS -	0	0	0	0	0	0	0	0	0	0
431 FEDERAL APPROPRIATIONS	0	0	0	0	0	0	0	0	0	0
440 INTERAGENCY TRANSFERS	0	0	0	0	0	0	0	0	0	0
451 FSG - GEN REGISTRATION FEES	61,925,360	61,925,360	0	61,925,360	31,058,512	343,801	26,764,057	3,134,085	61,300,455	99.0%
452 FSG -NON-RESIDENT FEES	2,560,000	2,560,000	0	2,560,000	832,605	-50,199	660,441	133,651	1,576,498	61.6%
461 EDUCATIONAL ACTIVITIES/STATE GRAN	1,053,800	1,053,800	0	1,053,800	193,203	169,015	283,473	243,162	888,853	84.3%
471 OTHER SOURCES - Other	688,550	688,550	0	688,550	150,439	169,902	153,502	121,310	595,153	86.4%
	92,097,949	92,097,949	0	92,097,949	37,362,102	8,632,519	33,646,585	10,537,968	90,179,174	97.9%

Description	Original Budget	Revised Budget	Contingent Budget	Available Budget	YTD Quarter 1	YTD Quarter 2	YTD Quarter 3	YTD Quarter 4	Total To Date	
University of New Orleans	2018									
Revenue										
400 GENERAL FUND (DIRECT)	26,562,492	26,562,492	0	26,562,492	6,757,998	6,630,000	6,725,998	6,448,496	26,562,492	100.0%
411 STAT DED - SELF	2,621,321	2,621,321	0	2,621,321	0	0	0	2,550,778	2,550,778	97.3%
412 STAT DED - Higher Education Initiatives	0	0	0	0	0	0	0	0	0	0
413 STAT DED - Calcasieu Parish Fund	0	0	0	0	0	0	0	0	0	0
421 DUE FROM OTHERS -Settlement Agree	0	0	0	0	0	0	0	0	0	0
422 DUE FROM OTHERS -	0	0	0	0	0	0	0	0	0	0
431 FEDERAL APPROPRIATIONS	0	0	0	0	0	0	0	0	0	0
440 INTERAGENCY TRANSFERS	0	0	0	0	0	0	0	0	0	0
451 FSG - GEN REGISTRATION FEES	57,418,724	57,418,724	0	57,418,724	30,052,659	195,321	25,539,057	204,095	55,991,132	97.5%
452 FSG -NON-RESIDENT FEES	3,588,819	3,588,819	0	3,588,819	2,127,569	-19,588	1,232,448	0	3,340,429	93.1%
461 EDUCATIONAL ACTIVITIES/STATE GRAN	206,550	206,550	0	206,550	107,827	30,234	32,406	171,155	341,622	165.4%
471 OTHER SOURCES - Other	8,532,049	8,532,049	0	8,532,049	408,852	127,487	318,946	401,525	1,256,810	14.7%
	98,929,955	98,929,955	0	98,929,955	39,454,905	6,963,454	33,848,855	9,776,049	90,043,263	91.0%

Operating Data Report

Description	Original Budget	Revised Budget	Contingent Budget	Available Budget	YTD Quarter 1	YTD Quarter 2	YTD Quarter 3	YTD Quarter 4	Total To Date	% Available Budget
Grambling State University										
2018										
Expenditures by Function										
INSTRUCTION	21,606,126	21,606,126	0	21,606,126	3,648,813	5,900,887	5,915,422	4,575,151	20,040,273	92.8%
RESEARCH	855	855	0	855	75	182	0	-257	0	0.0%
PUBLIC SERVICE	0	0	0	0	0	0	485	-485	0	0.0%
ACADEMIC SUPPORT	2,752,465	2,752,465	0	2,752,465	501,088	537,863	767,725	919,704	2,726,380	99.1%
STUDENT SERVICES	2,311,756	2,311,756	0	2,311,756	508,416	538,033	563,819	654,933	2,265,201	98.0%
INSTITUTIONAL SUPPORT	8,523,163	8,523,163	0	8,523,163	2,271,211	2,948,707	1,676,470	2,154,549	9,050,937	106.2%
SCHOLARSHIPS & FELLOWSHIPS	2,867,160	2,867,160	0	2,867,160	1,450,519	44,051	1,360,028	76,914	2,931,512	102.2%
OPERATION & MAINT OF PLANT	6,617,809	6,617,809	0	6,617,809	1,223,667	1,766,601	2,583,992	742,282	6,316,542	95.4%
ATHLETICS	1,758,640	1,758,640	0	1,758,640	0	0	0	3,105,089	3,105,089	176.6%
OTHER	0	0	0	0	0	0	0	0	0	0.0%
	46,437,974	46,437,974	0	46,437,974	9,603,789	11,736,325	12,867,940	12,227,880	46,435,934	100.0%
Surplus (Deficit)	0	0	0	0	10,623,257	-8,455,951	2,502,474	-4,669,780	0	0.0%
Expenditures by Object										
SALARIES	24,712,771	24,712,771	0	24,712,771	4,682,617	6,276,963	6,351,740	5,340,625	22,651,945	91.7%
OTHER COMPENSATION	278,923	278,923	0	278,923	15,956	72,589	46,498	60,343	195,386	70.1%
RELATED BENEFITS	9,844,826	9,844,826	0	9,844,826	2,102,655	2,798,729	2,830,391	2,449,009	10,180,784	103.4%
TRAVEL	256,682	256,682	0	256,682	220,824	709,828	-199,984	-319,220	411,448	160.3%
OPERATING SERVICES	4,228,089	4,228,089	0	4,228,089	638,355	1,006,372	1,546,131	635,517	3,826,375	90.5%
SUPPLIES	497,624	497,624	0	497,624	65,693	145,940	184,259	88,171	484,063	97.3%
PROFESSIONAL SERVICES	1,614,130	1,614,130	0	1,614,130	290,362	638,586	427,886	649,448	2,006,282	124.3%
OTHER CHARGES/INTERAGENCY	4,782,101	4,782,101	0	4,782,101	1,477,339	72,233	1,414,060	3,244,943	6,208,575	129.8%
GENERAL ACQUISITIONS	222,828	222,828	0	222,828	10,795	14,927	23,498	20,659	69,879	31.4%
LIBRARY ACQUISITIONS	0	0	0	0	99,192	157	243,461	58,387	401,197	0.0%
	46,437,974	46,437,974	0	46,437,974	9,603,788	11,736,326	12,867,938	12,227,882	46,435,934	100.0%
Surplus (Deficit)	0	0	0	0	10,623,258	-8,455,952	2,502,476	-4,669,782	0	0.0%

Description	Original Budget	Revised Budget	Contingent Budget	Available Budget	YTD Quarter 1	YTD Quarter 2	YTD Quarter 3	YTD Quarter 4	Total To Date	% Available Budget
Louisiana Tech University										
2018										
Expenditures by Function										
INSTRUCTION	40,231,158	40,231,158	0	40,231,158	6,640,257	11,926,198	11,427,916	8,906,903	38,901,274	96.7%
RESEARCH	12,199,513	12,199,513	0	12,199,513	2,011,926	3,728,361	3,786,256	2,777,298	12,303,841	100.9%
PUBLIC SERVICE	128,010	128,010	0	128,010	36,635	30,756	32,031	29,947	129,369	101.1%
ACADEMIC SUPPORT	10,938,599	10,938,599	0	10,938,599	2,548,059	2,621,099	2,436,306	2,188,441	9,793,905	89.5%
STUDENT SERVICES	4,779,065	4,779,065	0	4,779,065	1,011,317	1,147,841	1,100,236	1,192,502	4,451,896	93.2%
INSTITUTIONAL SUPPORT	11,459,529	11,459,529	0	11,459,529	3,375,095	1,652,355	1,997,196	4,275,738	11,300,384	98.6%
SCHOLARSHIPS & FELLOWSHIPS	39,495,850	39,495,850	0	39,495,850	13,754,785	10,262,634	11,968,254	-1,148,349	34,837,324	88.2%
OPERATION & MAINT OF PLANT	10,135,550	10,135,550	0	10,135,550	2,905,483	1,806,316	1,547,667	3,005,534	9,265,000	91.4%
ATHLETICS	3,142,640	3,142,640	0	3,142,640	785,802	785,660	785,660	1,035,518	3,392,640	108.0%
OTHER	0	0	0	0	0	0	0	0	0	0.0%
	132,509,914	132,509,914	0	132,509,914	33,069,359	33,961,220	35,081,522	22,263,532	124,375,633	93.9%
Surplus (Deficit)	0	0	0	0	12,784,460	117,966	752,222	-13,654,648	0	0.0%
Expenditures by Object										
SALARIES	50,684,233	50,684,233	0	50,684,233	9,449,949	14,311,287	14,110,929	12,733,246	50,605,411	99.8%
OTHER COMPENSATION	1,789,094	1,789,094	0	1,789,094	140,881	439,111	384,868	542,194	1,507,054	84.2%
RELATED BENEFITS	23,544,986	23,544,986	0	23,544,986	4,216,144	5,614,183	5,858,513	6,547,591	22,236,431	94.4%
TRAVEL	483,550	483,550	0	483,550	70,228	167,673	128,197	118,717	484,815	100.3%
OPERATING SERVICES	7,314,337	7,314,337	0	7,314,337	2,140,840	1,130,442	916,607	1,778,483	5,966,372	81.6%
SUPPLIES	1,723,147	1,723,147	0	1,723,147	328,631	380,204	257,429	554,654	1,520,918	88.3%
PROFESSIONAL SERVICES	189,900	189,900	0	189,900	24,070	32,036	21,675	42,850	120,631	63.5%
OTHER CHARGES/INTERAGENCY	44,502,821	44,502,821	0	44,502,821	16,452,896	11,138,361	12,843,663	-218,507	40,216,413	90.4%
GENERAL ACQUISITIONS	815,846	815,846	0	815,846	65,170	95,973	107,018	132,478	400,639	49.1%
LIBRARY ACQUISITIONS	1,462,000	1,462,000	0	1,462,000	180,550	651,950	452,623	31,826	1,316,949	90.1%
	132,509,914	132,509,914	0	132,509,914	33,069,359	33,961,220	35,081,522	22,263,532	124,375,633	93.9%
Surplus (Deficit)	0	0	0	0	12,784,460	117,966	752,222	-13,654,648	0	0.0%

Description	Original Budget	Revised Budget	Contingent Budget	Available Budget	YTD Quarter 1	YTD Quarter 2	YTD Quarter 3	YTD Quarter 4	Total To Date	% Available Budget
McNeese State University										
2018										
Expenditures by Function										
INSTRUCTION	28,582,061	28,582,061	0	28,582,061	5,213,187	6,671,767	6,586,360	9,165,431	27,636,745	96.7%
RESEARCH	505,963	505,963	0	505,963	0	0	0	287,018	287,018	56.7%
PUBLIC SERVICE	0	0	0	0	0	0	0	0	0	0.0%
ACADEMIC SUPPORT	5,864,413	5,864,413	0	5,864,413	1,455,523	1,331,067	1,329,185	1,864,871	5,980,646	102.0%
STUDENT SERVICES	3,799,764	3,799,764	0	3,799,764	802,324	825,260	939,531	1,598,256	4,165,371	109.6%
INSTITUTIONAL SUPPORT	8,821,188	8,821,188	0	8,821,188	2,777,761	2,393,786	2,505,517	826,769	8,503,833	96.4%
SCHOLARSHIPS & FELLOWSHIPS	6,992,152	6,992,152	0	6,992,152	3,627,685	566,707	2,158,597	-66,893	6,286,096	89.9%
OPERATION & MAINT OF PLANT	6,577,101	6,577,101	0	6,577,101	1,186,061	983,405	1,410,454	1,704,754	5,284,674	80.3%
ATHLETICS	3,782,044	3,782,044	0	3,782,044	945,511	945,511	945,511	945,511	3,782,044	100.0%
OTHER	3,437,082	3,437,082	0	3,437,082	1,698,145	97,504	789,157	568,973	3,153,779	91.8%
	68,361,768	68,361,768	0	68,361,768	17,706,197	13,815,007	16,664,312	16,894,690	65,080,206	95.2%
Surplus (Deficit)	0	0	0	0	11,628,126	7,829,079	-8,831,172	-10,626,033	0	0.0%

Expenditures by Object										
SALARIES	30,412,768	30,412,768	0	30,412,768	6,590,975	7,598,929	7,639,799	8,785,049	30,614,752	100.7%
OTHER COMPENSATION	623,480	623,480	0	623,480	110,457	139,934	160,025	185,670	596,086	95.6%
RELATED BENEFITS	15,047,877	15,047,877	0	15,047,877	3,133,347	3,528,456	3,631,553	4,095,471	14,388,827	95.6%
TRAVEL	225,034	225,034	0	225,034	30,537	30,568	17,379	69,689	148,173	65.8%
OPERATING SERVICES	4,296,950	4,296,950	0	4,296,950	1,294,714	576,911	1,022,296	754,508	3,648,429	84.9%
SUPPLIES	791,271	791,271	0	791,271	130,394	100,656	110,783	188,566	530,399	67.0%
PROFESSIONAL SERVICES	381,066	381,066	0	381,066	46,680	96,361	56,948	79,208	279,197	73.3%
OTHER CHARGES/INTERAGENCY	14,564,778	14,564,778	0	14,564,778	6,277,792	1,610,614	3,896,464	1,837,482	13,622,352	93.5%
GENERAL ACQUISITIONS	1,825,294	1,825,294	0	1,825,294	50,324	71,346	96,612	814,106	1,032,388	56.6%
LIBRARY ACQUISITIONS	193,250	193,250	0	193,250	40,977	61,232	32,453	84,941	219,603	113.6%
	68,361,768	68,361,768	0	68,361,768	17,706,197	13,815,007	16,664,312	16,894,690	65,080,206	95.2%
Surplus (Deficit)	0	0	0	0	11,628,126	7,829,079	-8,831,172	-10,626,033	0	0.0%

Description	Original Budget	Revised Budget	Contingent Budget	Available Budget	YTD Quarter 1	YTD Quarter 2	YTD Quarter 3	YTD Quarter 4	Total To Date	% Available Budget
Nicholls State University										
2018										
Expenditures by Function										
INSTRUCTION	28,850,809	28,835,145	0	28,835,145	5,028,029	7,880,175	8,501,161	5,576,954	26,986,319	93.6%
RESEARCH	419,034	419,034	0	419,034	39,763	274,455	41,377	39,497	395,092	94.3%
PUBLIC SERVICE	0	0	0	0	0	0	0	0	0	0.0%
ACADEMIC SUPPORT	6,010,090	6,011,068	0	6,011,068	1,458,714	1,336,448	1,221,733	1,468,190	5,485,085	91.2%
STUDENT SERVICES	3,340,595	3,340,595	0	3,340,595	719,318	678,531	805,839	833,162	3,036,850	90.9%
INSTITUTIONAL SUPPORT	7,464,703	7,508,863	0	7,508,863	2,306,841	1,439,741	2,034,791	1,814,931	7,596,304	101.2%
SCHOLARSHIPS & FELLOWSHIPS	3,322,826	3,322,826	-190,049	3,132,777	1,131,551	409,705	1,184,458	1,543,346	4,269,060	136.3%
OPERATION & MAINT OF PLANT	6,273,325	6,243,851	-45,000	6,198,851	1,551,280	1,065,946	1,033,905	2,500,456	6,151,587	99.2%
ATHLETICS	1,006,932	1,006,932	0	1,006,932	0	1,006,932	0	1,495,518	2,502,450	248.5%
OTHER	260,000	260,000	0	260,000	3,350	1,279	197	174,249	179,075	68.9%
	56,948,314	56,948,314	-235,049	56,713,265	12,238,846	14,093,212	14,823,461	15,446,303	56,601,822	99.8%
Surplus (Deficit)	0	0	0	0	14,210,620	6,510,680	-9,791,699	-10,929,601	0	0.0%

Expenditures by Object

SALARIES	28,514,390	28,521,142	0	28,521,142	5,916,889	7,548,405	8,333,388	5,968,291	27,766,973	97.4%
OTHER COMPENSATION	352,942	367,833	0	367,833	70,035	105,318	92,132	92,009	359,494	97.7%
RELATED BENEFITS	14,165,064	14,167,749	0	14,167,749	2,684,090	3,639,404	4,189,921	3,007,266	13,520,681	95.4%
TRAVEL	301,330	340,482	0	340,482	26,076	97,115	57,749	76,102	257,042	75.5%
OPERATING SERVICES	4,283,074	4,297,877	-45,000	4,252,877	1,105,927	549,966	357,854	1,932,864	3,946,611	92.8%
SUPPLIES	1,017,058	1,042,367	0	1,042,367	155,302	213,893	250,515	704,620	1,324,330	127.1%
PROFESSIONAL SERVICES	426,627	435,580	0	435,580	4,972	22,832	181,315	194,660	403,779	92.7%
OTHER CHARGES/INTERAGENCY	7,472,346	7,252,634	-190,049	7,062,585	2,103,969	1,666,047	1,298,908	3,293,593	8,362,517	118.4%
GENERAL ACQUISITIONS	5,962	113,129	0	113,129	96,133	10,185	34,201	118,170	258,689	228.7%
LIBRARY ACQUISITIONS	409,521	409,521	0	409,521	75,453	240,047	27,478	58,728	401,706	98.1%
	56,948,314	56,948,314	-235,049	56,713,265	12,238,846	14,093,212	14,823,461	15,446,303	56,601,822	99.8%
Surplus (Deficit)	0	0	0	0	14,210,620	6,510,680	-9,791,699	-10,929,601	0	0.0%

Description	Original Budget	Revised Budget	Contingent Budget	Available Budget	YTD Quarter 1	YTD Quarter 2	YTD Quarter 3	YTD Quarter 4	Total To Date	% Available Budget
Northwestern State University										
2018										
Expenditures by Function										
INSTRUCTION	36,208,652	36,237,779	-119,977	36,117,802	7,318,469	10,213,889	9,608,322	9,684,981	36,825,661	102.0%
RESEARCH	203,000	203,000	0	203,000	0	38,270	80,341	90,525	209,136	103.0%
PUBLIC SERVICE	71,095	71,095	0	71,095	13,061	20,521	16,243	148,285	198,110	278.7%
ACADEMIC SUPPORT	5,907,119	5,865,949	0	5,865,949	1,266,541	1,583,974	1,595,662	1,694,623	6,140,800	104.7%
STUDENT SERVICES	5,300,384	5,300,719	0	5,300,719	1,107,885	1,281,350	1,463,357	1,511,941	5,364,533	101.2%
INSTITUTIONAL SUPPORT	9,850,997	9,890,236	0	9,890,236	2,692,716	2,531,156	2,137,694	2,831,851	10,193,417	103.1%
SCHOLARSHIPS & FELLOWSHIPS	10,614,218	10,614,218	0	10,614,218	5,028,221	166,554	4,459,800	118,521	9,773,096	92.1%
OPERATION & MAINT OF PLANT	6,343,608	6,343,608	0	6,343,608	2,041,214	1,074,341	1,361,944	3,324,007	7,801,506	123.0%
ATHLETICS	4,090,590	4,090,590	0	4,090,590	0	4,090,590	0	0	4,090,590	100.0%
OTHER	172,100	144,569	0	144,569	38,579	2,190	32,724	190,605	264,098	182.7%
	78,761,763	78,761,763	-119,977	78,641,786	19,506,686	21,002,835	20,756,087	19,595,339	80,860,947	102.8%
Surplus (Deficit)	0	0	0	0	19,338,119	8,166,657	-13,489,967	-14,014,809	0	0.0%

Expenditures by Object

SALARIES	37,578,321	37,540,849	0	37,540,849	7,795,829	10,202,181	10,436,108	10,308,782	38,742,900	103.2%
OTHER COMPENSATION	615,873	652,497	0	652,497	170,475	218,745	157,749	176,777	723,746	110.9%
RELATED BENEFITS	17,035,039	17,035,887	0	17,035,887	3,477,437	4,286,685	4,358,708	4,325,026	16,447,856	96.5%
TRAVEL	390,703	331,521	0	331,521	45,964	96,900	101,439	140,474	384,777	116.1%
OPERATING SERVICES	6,391,844	6,319,974	0	6,319,974	2,464,501	1,378,904	852,541	2,035,433	6,731,379	106.5%
SUPPLIES	710,900	788,473	-119,977	668,496	120,349	182,286	131,283	675,625	1,109,543	166.0%
PROFESSIONAL SERVICES	435,413	446,088	0	446,088	175,024	91,365	101,293	165,741	533,423	119.6%
OTHER CHARGES/INTERAGENCY	15,134,307	15,135,534	0	15,135,534	5,171,719	4,287,471	4,495,121	475,915	14,430,226	95.3%
GENERAL ACQUISITIONS	91,700	129,577	0	129,577	85,388	-23,835	53,109	1,250,595	1,365,257	1053.6%
LIBRARY ACQUISITIONS	377,663	381,363	0	381,363	0	282,133	68,736	40,971	391,840	102.7%
	78,761,763	78,761,763	-119,977	78,641,786	19,506,686	21,002,835	20,756,087	19,595,339	80,860,947	102.8%
Surplus (Deficit)	0	0	0	0	19,338,119	8,166,657	-13,489,967	-14,014,809	0	0.0%

Description	Original Budget	Revised Budget	Contingent Budget	Available Budget	YTD Quarter 1	YTD Quarter 2	YTD Quarter 3	YTD Quarter 4	Total To Date	% Available Budget
Southeastern Louisiana University 2018										
Expenditures by Function										
INSTRUCTION	58,229,444	58,229,444	-5,161	58,224,283	14,623,644	15,254,113	15,322,420	12,182,781	57,382,958	98.6%
RESEARCH	429,444	429,444	0	429,444	110,205	92,471	114,785	107,995	425,456	99.1%
PUBLIC SERVICE	1,562,967	1,562,967	0	1,562,967	393,260	448,837	386,656	384,049	1,612,802	103.2%
ACADEMIC SUPPORT	10,161,467	10,161,467	0	10,161,467	2,561,777	3,182,218	2,292,050	3,841,385	11,877,430	116.9%
STUDENT SERVICES	6,640,467	6,640,467	-10,000	6,630,467	1,745,491	1,584,932	1,551,503	1,744,520	6,626,446	99.9%
INSTITUTIONAL SUPPORT	13,678,914	13,678,914	-20,000	13,658,914	4,117,994	3,197,600	2,916,891	3,526,892	13,759,377	100.7%
SCHOLARSHIPS & FELLOWSHIPS	13,444,621	13,444,621	0	13,444,621	6,969,276	323,644	5,835,547	-10,077	13,118,390	97.6%
OPERATION & MAINT OF PLANT	12,783,792	12,783,792	-9,000	12,774,792	4,191,772	2,953,807	2,584,798	4,379,216	14,109,593	110.4%
ATHLETICS	2,999,311	2,999,311	0	2,999,311	1,125,093	1,279,237	594,981	182,128	3,181,439	106.1%
OTHER	0	0	0	0	0	0	0	0	0	0.0%
	119,930,427	119,930,427	-44,161	119,886,266	35,838,512	28,316,859	31,599,631	26,338,889	122,093,891	101.8%
Surplus (Deficit)	0	0	0	0	21,740,064	-20,112,278	15,996,618	-17,624,404	0	0.0%

Expenditures by Object

SALARIES	60,420,495	60,420,495	0	60,420,495	15,226,540	15,946,020	15,909,897	13,329,348	60,411,805	100.0%
OTHER COMPENSATION	1,503,741	1,503,741	0	1,503,741	352,203	366,930	357,302	417,244	1,493,679	99.3%
RELATED BENEFITS	27,060,497	27,060,497	0	27,060,497	7,176,202	6,964,954	6,811,245	5,544,734	26,497,135	97.9%
TRAVEL	1,087,000	1,087,000	-39,250	1,047,750	68,725	137,114	110,234	468,239	784,312	74.9%
OPERATING SERVICES	9,004,257	9,004,257	-4,911	8,999,346	4,101,405	2,243,221	1,200,091	2,049,414	9,594,131	106.6%
SUPPLIES	1,716,212	1,716,212	0	1,716,212	455,185	286,988	339,615	714,329	1,796,117	104.7%
PROFESSIONAL SERVICES	473,103	473,103	0	473,103	21,065	192,630	77,960	642,235	933,890	197.4%
OTHER CHARGES/INTERAGENCY	17,956,273	17,956,273	0	17,956,273	8,344,533	1,998,380	6,502,055	730,252	17,575,220	97.9%
GENERAL ACQUISITIONS/MAJOR REPAI	610,481	610,481	0	610,481	74,351	139,172	252,112	1,785,730	2,251,365	368.8%
LIBRARY ACQUISITIONS	98,368	98,368	0	98,368	18,303	41,450	39,120	657,364	756,237	768.8%
	119,930,427	119,930,427	-44,161	119,886,266	35,838,512	28,316,859	31,599,631	26,338,889	122,093,891	101.8%
Surplus (Deficit)	0	0	0	0	21,740,064	-20,112,278	15,996,618	-17,624,404	0	0.0%

Description	Original Budget	Revised Budget	Contingent Budget	Available Budget	YTD Quarter 1	YTD Quarter 2	YTD Quarter 3	YTD Quarter 4	Total To Date	% Available Budget
University of Louisiana at Lafayette	2018									
Expenditures by Function										
INSTRUCTION	79,252,660	79,252,660	0	79,252,660	26,701,973	22,628,035	24,265,642	1,653,780	75,249,430	94.9%
RESEARCH	9,493,911	9,493,911	0	9,493,911	294,864	24,542	28,885	14,427,403	14,775,694	155.6%
PUBLIC SERVICE	0	0	0	0	0	0	0	0	0	0.0%
ACADEMIC SUPPORT	17,749,220	17,749,220	0	17,749,220	5,764,180	3,998,468	4,865,112	3,669,019	18,296,779	103.1%
STUDENT SERVICES	8,950,819	8,950,819	0	8,950,819	2,149,922	2,073,327	2,055,089	2,270,412	8,548,750	95.5%
INSTITUTIONAL SUPPORT	28,744,769	28,744,769	0	28,744,769	7,254,907	6,994,734	7,330,850	7,600,931	29,181,422	101.5%
SCHOLARSHIPS & FELLOWSHIPS	17,195,184	17,195,184	0	17,195,184	5,092,200	5,779,652	6,427,912	1,071,142	18,370,906	106.8%
OPERATION & MAINT OF PLANT	13,026,711	13,026,711	0	13,026,711	5,489,030	3,458,731	3,450,646	2,491,754	14,890,161	114.3%
ATHLETICS	0	0	0	0	0	0	0	0	0	0.0%
OTHER	473,374	473,374	0	473,374	0	0	0	0	0	0.0%
	174,886,648	174,886,648	0	174,886,648	52,747,076	44,957,489	48,424,136	33,184,441	179,313,142	102.5%
Surplus (Deficit)	0	0	0	0	13,932,480	7,467,896	-31,995,647	10,595,271	0	0.0%

Expenditures by Object

SALARIES	98,988,101	98,988,101	0	98,988,101	27,728,995	23,912,499	26,608,032	22,228,449	100,477,975	101.5%
OTHER COMPENSATION	2,007,559	2,007,559	0	2,007,559	268,514	423,892	421,309	528,734	1,642,449	81.8%
RELATED BENEFITS	39,172,814	39,172,814	0	39,172,814	9,908,976	9,359,802	10,719,053	9,187,899	39,175,730	100.0%
TRAVEL	524,204	524,204	0	524,204	70,749	119,968	121,660	188,972	501,349	95.6%
OPERATING SERVICES	12,672,936	12,672,936	0	12,672,936	9,245,686	3,643,385	3,493,072	-1,399,319	14,982,824	118.2%
SUPPLIES	2,070,224	2,070,224	0	2,070,224	465,320	423,097	256,871	646,490	1,791,778	86.5%
PROFESSIONAL SERVICES	924,058	924,058	0	924,058	86,242	206,952	197,372	289,350	779,916	84.4%
OTHER CHARGES/INTERAGENCY	17,992,674	17,992,674	0	17,992,674	4,801,196	6,816,010	6,549,705	1,371,806	19,538,717	108.6%
GENERAL ACQUISITIONS	42,000	42,000	0	42,000	170,929	51,884	57,062	142,064	421,939	1004.6%
LIBRARY ACQUISITIONS	492,078	492,078	0	492,078	469	0	0	-4	465	0.1%
	174,886,648	174,886,648	0	174,886,648	52,747,076	44,957,489	48,424,136	33,184,441	179,313,142	102.5%
Surplus (Deficit)	0	0	0	0	13,932,480	7,467,896	-31,995,647	10,595,271	0	0.0%

Description	Original Budget	Revised Budget	Contingent Budget	Available Budget	YTD Quarter 1	YTD Quarter 2	YTD Quarter 3	YTD Quarter 4	Total To Date	% Available Budget
University of Louisiana at Monroe 2018										
Expenditures by Function										
INSTRUCTION	36,564,568	36,573,057	0	36,573,057	5,566,751	9,732,552	10,938,051	8,639,652	34,877,006	95.4%
RESEARCH	4,509,052	4,511,966	0	4,511,966	1,135,347	1,126,671	1,138,710	1,057,227	4,457,955	98.8%
PUBLIC SERVICE	148,221	150,034	0	150,034	36,634	13,515	45,909	43,777	139,835	93.2%
ACADEMIC SUPPORT	5,246,769	5,242,177	0	5,242,177	1,423,331	1,019,324	1,210,242	1,303,879	4,956,776	94.6%
STUDENT SERVICES	4,268,839	4,268,880	0	4,268,880	925,890	1,043,043	1,155,413	1,186,420	4,310,766	101.0%
INSTITUTIONAL SUPPORT	13,393,024	13,384,359	0	13,384,359	3,814,789	3,260,805	3,067,029	3,200,328	13,342,951	99.7%
SCHOLARSHIPS & FELLOWSHIPS	14,519,925	14,519,925	0	14,519,925	7,073,562	1,077,062	5,155,183	374,740	13,680,547	94.2%
OPERATION & MAINT OF PLANT	8,268,027	8,268,027	0	8,268,027	2,097,616	3,268,578	1,776,439	2,030,151	9,172,784	110.9%
ATHLETICS	5,135,589	5,135,589	0	5,135,589	1,283,897	855,932	1,711,863	1,345,325	5,197,017	101.2%
OTHER	43,935	43,935	0	43,935	43,537	0	0	0	43,537	99.1%
	92,097,949	92,097,949	0	92,097,949	23,401,354	21,397,482	26,198,839	19,181,499	90,179,174	97.9%
Surplus (Deficit)	0	0	0	0	13,960,748	-12,764,963	7,447,746	-8,643,531	0	0.0%
Expenditures by Object										
SALARIES	41,026,754	40,999,937	0	40,999,937	7,397,502	10,564,713	12,219,319	10,527,698	40,709,232	99.3%
OTHER COMPENSATION	798,677	831,466	0	831,466	171,460	227,867	175,270	215,898	790,495	95.1%
RELATED BENEFITS	18,541,951	18,542,522	0	18,542,522	3,664,359	4,434,982	5,387,784	4,835,074	18,322,199	98.8%
TRAVEL	429,234	508,375	0	508,375	86,748	133,660	114,023	120,600	455,031	89.5%
OPERATING SERVICES	7,909,757	8,227,308	0	8,227,308	2,693,960	3,511,171	691,898	986,510	7,883,539	95.8%
SUPPLIES	1,432,035	1,334,311	0	1,334,311	294,700	378,406	317,533	338,029	1,328,668	99.6%
PROFESSIONAL SERVICES	882,691	812,930	0	812,930	252,400	51,634	235,159	227,788	766,981	94.3%
OTHER CHARGES/INTERAGENCY	19,966,186	19,927,821	0	19,927,821	8,405,319	1,995,185	6,866,828	1,799,551	19,066,883	95.7%
GENERAL ACQUISITIONS	565,271	367,886	0	367,886	138,473	88,985	171,177	83,125	481,760	131.0%
LIBRARY ACQUISITIONS	545,393	545,393	0	545,393	296,434	10,880	19,846	47,226	374,386	68.6%
	92,097,949	92,097,949	0	92,097,949	23,401,355	21,397,482	26,198,838	19,181,499	90,179,174	97.9%
Surplus (Deficit)	0	0	0	0	13,960,747	-12,764,963	7,447,747	-8,643,531	0	0.0%

Description	Original Budget	Revised Budget	Contingent Budget	Available Budget	YTD Quarter 1	YTD Quarter 2	YTD Quarter 3	YTD Quarter 4	Total To Date	% Available Budget
University of New Orleans										
2018										
Expenditures by Function										
INSTRUCTION	36,608,926	36,642,456	0	36,642,456	7,727,496	9,254,716	9,550,772	8,460,106	34,993,090	95.5%
RESEARCH	4,280,857	4,463,390	0	4,463,390	771,403	1,208,470	1,258,104	997,175	4,235,152	94.9%
PUBLIC SERVICE	80,499	80,499	0	80,499	2,025	8,944	-8,754	-1,815	400	0.5%
ACADEMIC SUPPORT	12,943,977	13,098,976	0	13,098,976	2,421,395	2,458,538	2,784,884	2,229,024	9,893,841	75.5%
STUDENT SERVICES	7,640,223	7,868,283	0	7,868,283	1,621,639	1,684,648	1,742,677	1,711,468	6,760,432	85.9%
INSTITUTIONAL SUPPORT	16,143,001	15,543,879	0	15,543,879	3,581,606	1,804,983	4,389,141	5,423,170	15,198,900	97.8%
SCHOLARSHIPS & FELLOWSHIPS	9,165,135	9,165,135	0	9,165,135	4,595,636	-9,528	4,008,239	-1,554,118	7,040,229	76.8%
OPERATION & MAINT OF PLANT	12,067,337	12,067,337	0	12,067,337	2,653,256	3,640,690	3,661,603	12,422	9,967,971	82.6%
ATHLETICS	0	0	0	0	0	0	0	2,045,349	2,045,349	0.0%
OTHER	0	0	0	0	0	0	0	-92,101	-92,101	0.0%
	98,929,955	98,929,955	0	98,929,955	23,374,456	20,051,461	27,386,666	19,230,680	90,043,263	91.0%
Surplus (Deficit)	0	0	0	0	16,080,449	-13,088,007	6,462,189	-9,454,631	0	0.0%

Expenditures by Object

SALARIES	44,632,461	43,491,956	0	43,491,956	8,734,405	10,545,203	10,749,608	7,940,771	37,969,987	87.3%
OTHER COMPENSATION	3,743,897	4,150,445	0	4,150,445	794,648	1,055,607	948,385	718,291	3,516,931	84.7%
RELATED BENEFITS	16,788,520	16,921,583	0	16,921,583	4,056,900	4,435,586	4,961,413	3,295,372	16,749,271	99.0%
TRAVEL	346,622	353,078	0	353,078	8,708	67,581	31,159	142,463	249,911	70.8%
OPERATING SERVICES	14,545,560	14,873,233	0	14,873,233	3,080,822	3,109,583	4,124,808	1,489,320	11,804,533	79.4%
SUPPLIES	2,696,289	2,911,177	0	2,911,177	707,333	894,767	471,976	988,665	3,062,741	105.2%
PROFESSIONAL SERVICES	973,688	1,020,138	0	1,020,138	120,365	196,912	157,943	493,955	969,175	95.0%
OTHER CHARGES/INTERAGENCY	13,660,446	13,619,189	0	13,619,189	5,729,104	-514,216	5,484,508	2,776,861	13,476,257	99.0%
GENERAL ACQUISITIONS	220,501	267,185	0	267,185	18,283	21,803	66,899	806,191	913,176	341.8%
LIBRARY ACQUISITIONS	1,321,971	1,321,971	0	1,321,971	123,888	238,635	389,967	578,791	1,331,281	100.7%
	98,929,955	98,929,955	0	98,929,955	23,374,456	20,051,461	27,386,666	19,230,680	90,043,263	91.0%
Surplus (Deficit)	0	0	0	0	16,080,449	-13,088,007	6,462,189	-9,454,631	0	0.0%



UNIVERSITY OF LOUISIANA SYSTEM
Auxiliary Financial Report

As of the Quarter Ended 06/30/18

	Beginning Fund Balance	Year-to-Date Revenues	Projected/ Additional Revenues	Total Expected Revenues	Year-to-Date Expenses	Projected/ Additional Expenses	Total Expected Expenses	Mandatory Net Transfers In (Out) w/Projections	Current Yr. Operating Surplus (Deficit)	Non-Mandatory Net Transfers In (Out) w/Projections	Current Change in Fund Balance	Athletic & Consolidated Fund Balance
Athletics	(\$14,818,258)	\$55,697,509	\$0	\$55,697,509	\$105,767,866	\$0	\$105,767,866	\$6,748,362	(\$43,321,995)	\$42,566,170	(\$755,825)	(\$15,574,084)
Contracted Services**		44,464,280	0	44,464,280	38,384,167	0	38,384,167	(92,152)	5,987,961	(2,489,138)	3,498,823	
Dining Services (self-op'ed)		0	0	0	0	0	0	0	0	0	0	
Student Housing (self-op'ed)		71,410,145	0	71,410,145	55,488,987	0	55,488,987	(16,468,438)	(547,280)	335,146	(212,134)	
Married Student Housing		1,168,833	0	1,168,833	359,399	0	359,399	(14,273)	795,161	(6,312)	788,849	
Bookstore (self-operated)		8,114,617	0	8,114,617	8,281,790	0	8,281,790	0	(167,173)	150,313	(16,860)	
Student Center/Union		9,263,821	0	9,263,821	7,058,335	0	7,058,335	(13,941)	2,191,545	417,556	2,609,101	
Post Office		328,848	0	328,848	322,902	0	322,902	0	5,946	(5,946)	0	
Student Health Center		3,798,020	0	3,798,020	3,799,907	0	3,799,907	0	(1,887)	386,032	384,145	
Vending		32,468	0	32,468	0	0	0	0	32,468	0	32,468	
Card Services / Card ID		2,415,308	0	2,415,308	1,952,509	0	1,952,509	0	462,800	(30,996)	431,804	
Recreation / Wellness		6,958,144	0	6,958,144	5,733,849	0	5,733,849	(1,039,844)	184,451	88,242	272,693	
Print Shop		958,320	0	958,320	858,748	0	858,748	(102)	99,470	(5,615)	93,855	
Power Plant/Utilities/ Telecommunications		7,099,753	0	7,099,753	6,726,852	0	6,726,852	(448,255)	(75,354)	(10,780)	(86,134)	
Auxiliary Mgmt Overhead (Accting, utilities, etc.)		425,011	0	425,011	7,288,534	0	7,288,534	(353,156)	(7,216,679)	(5,100,477)	(12,317,156)	
Other (explain in attachmt)		11,611,823	0	11,611,823	11,969,894	0	11,969,894	(325,000)	(683,071)	(722,464)	(1,405,535)	
Total (excluding Athletics)	\$72,654,412	\$168,049,391	\$0	\$168,049,391	\$148,225,872	\$0	\$148,225,872	(\$18,755,161)	\$1,068,358	(\$6,994,439)	(\$5,926,081)	\$66,728,331
Grand Total	\$57,836,154	\$223,746,900	\$0	\$223,746,900	\$253,993,738	\$0	\$253,993,738	(\$12,006,799)	(\$42,253,638)	\$35,571,731	(\$6,681,907)	\$51,154,247

**Check those included:
Dining Services



UNIVERSITY OF LOUISIANA SYSTEM
Contracted Services (Auxiliary) Financial Report
Fiscal Year 2016/2017

University of Louisiana System

As of the Quarter Ended 6/30/2018

Outsourced Auxiliary Services	Revenues	Expenses	Mandatory Net Transfers In (Out)	Current Yr. Operating Surplus (Deficit)	Non-Mandatory Net Transfers In (Out)
Dining Services	\$39,809,083	\$36,673,325	(\$271,254)	\$2,953,951	(\$1,716,222)
Student Housing	\$1,000	\$31,712	\$0	(\$30,712)	\$0
Bookstore	\$2,826,732	\$1,314,634	\$0	\$1,512,098	(\$199,993)
Student Center/Union	\$240,963	\$256,176	\$181,000	\$165,787	\$0
Vending	\$751,577	\$41,933	(\$1,898)	\$707,746	(\$477,897)
Card Services / Card ID	\$0	\$0	\$0	\$0	\$0
Textbook Rental	\$834,925	\$66,387	\$0	\$768,538	(\$47,628)
Grand Total	\$44,464,280	\$38,384,167	(\$92,152)	\$6,077,408	(\$2,441,740)

UNIVERSITY OF LOUISIANA SYSTEM
Financial Report on Specified Restricted Funds
For the Year 2016/2017

University of Louisiana System

Year-to-Date as of 6/30/2018

	Building Use Fee	Act 426 Building Use Fee	Vehicle Registration Fee	Student Technology Fee	Academic Enhancement Fee	Act 971	Performance Initiatives	Debt/Bond Reserves	Energy Surcharge	Repair and Replacement	Mineral Lease
Receipts											
Interest Income	65,843	27,288	28,387	54,987	63,313	0	1,771	62,943	0	116,195	46,889
Student fees	2,851,796	6,803,152	1,518,348	10,698,012	3,853,702	0	0	1,818,058	11,380,700	0	0
Parking fines	0	0	164,852	0	0	0	0	0	0	0	0
Parking fees	0	0	985,431	0	0	0	0	0	0	0	0
Transfer from Aux.	0	0	0	0	0	0	0	0	0	578,682	0
Transfer from Reserve	0	0	0	0	331	0	0	0	0	95,000	0
Sales & services	0	0	0	0	0	0	0	0	0	0	0
Other sources	555,403	26,801	704	29,175	10,227	0	198	0	16,822	804,998	5,024
Total Receipts	3,473,042	6,857,241	2,697,722	10,782,174	3,927,573	0	1,969	1,881,001	11,397,522	1,594,875	51,913
Disbursements											
Personal services	0	399,768	154,155	2,064,977	576,339	0	3,622	0	0	0	0
Operating expenses	1,868,590	1,210,224	629,295	3,289,053	1,014,122	0	12,909	1,018,310	11,055,378	306,568	1,776,326
Bond interest	51,575	0	0	0	0	0	0	2,366,084	0	0	0
Bond principal	500,000	0	0	0	0	0	0	3,727,047	0	0	0
Mgmt fees/other services	369,780	107,136	38,875	53,429	87,532	0	0	235,198	0	34,239	0
Repairs/Equip/Improve	1,820,212	3,265,501	1,163,134	661,520	20,377	0	22,253	0	0	1,763,256	0
Educational supplies/equip	0	0	9,452	4,527,108	1,617,014	0	0	0	0	0	0
Miscellaneous	0	392	0	3,419	104,200	0	0	44,222	35,499	0	3,000
Transfer to debt service	0	0	395,818	0	0	0	0	(4,396,732)	1,393,142	0	0
Total Disbursements	4,610,157	4,983,021	2,390,729	10,599,506	3,419,584	0	38,784	2,994,129	12,484,019	2,104,063	1,779,326
Surplus(deficit)	(1,137,115)	1,874,220	306,993	182,668	507,989	0	(36,815)	(1,113,128)	(1,086,497)	(509,188)	(1,727,413)
Beginning Fund Balance	8,093,354	10,901,267	3,291,886	10,199,866	8,505,835	0	139,141	4,217,425	7,752,809	10,800,101	5,244,274
Ending Fund Balance	6,956,239	12,775,487	3,598,879	10,382,534	9,013,824	0	102,326	3,104,297	6,666,312	10,290,913	3,516,861

**BOARD OF SUPERVISORS FOR THE
UNIVERSITY OF LOUISIANA SYSTEM**

FINANCE COMMITTEE

October 25, 2018

Item I.5. University of Louisiana System's report on internal and external audit activity for the period of August 20 to October 21, 2018.

EXECUTIVE SUMMARY

Within your folder is a list of internal audits completed by various auditors since the last Board meeting. There were no external reports issued during this period. The internal audit reports are prepared based upon independent review of university departments and functions. The internal audits are designed to ascertain compliance with established policies and procedures, to evaluate operational efficiencies of business and management practices, and to determine adequacy of internal controls. The internal audits are conducted to provide management with recommendations and comments designed to improve the operations of university departments and functions. Also included are internal audits that are currently in progress, and a follow-up timetable to ensure recommendations in prior reports are acted upon.

This is a report only and no action by the Board is necessary.